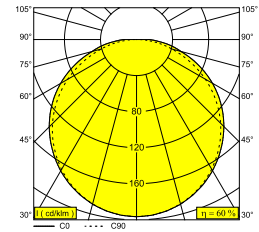
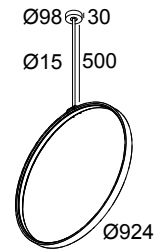




SUPERLOOP VR 90 SBL 930 B

321 409 93 B

AVAILABLE IN
BLACK 321 409 93 B
FLEMISH BRONZE 321 409 93 FBR
FLEMISH GOLD 321 409 93 FG
WHITE 321 409 93 W



 [View on website](#)

General info

LOCATION	indoor
INSTALLATION	Ceiling Suspended
INGRESS PROTECTION	IP20
WEIGHT (KG)	3.4
ADJUSTABILITY	non adjustable
INFORMATION	INCL.PC SBL EXCL.LED POWER SUPPLY 700-900mA-DC INCL.1 x SUSPENSION TUBE 0.5m

Electrical info

CLASS	III
DIM TYPE	depending on power supply
ENERGY CLASS	E
CERTIFICATES	CB, EAC, ENEC, LCA

Lightsource info

LIGHTSOURCE NAME	LED
LIGHTSOURCE	LED cluster 28,2-39W / CRI>90 (R9: 59) / 3000K / 3888-5160lm
SDCM	SDCM3
LM80	L70 > 30000
LED TECHNICS (LIGHT SOURCE)	5160lm // 39W // 132lm/W
LED TECHNICS (LUMINAIRE)	3101lm // 45W // 69lm/W

Requirements

LED POWER SUPPLY 700 / 900mA-DC DIM

For detailed installation instructions, please consult the manual: [321 409 93 HAND.pdf](#)

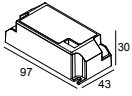
SUPERLOOP VR 90 SBL 930 B

321 409 93 B

FINISH YOUR SPECIFICATION

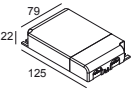
LED power supplies

#



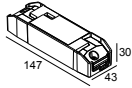
300 90 128 LED POWER SUPPLY 700mA-DC / 36W DIM1

1



300 90 129 LED POWER SUPPLY 900mA-DC / 60W DIM5

1



300 90 131 LED POWER SUPPLY 700mA-DC / 38W DIM5

1

Notes: