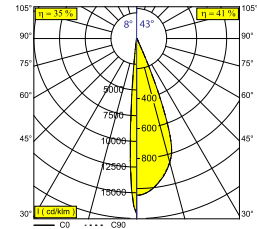
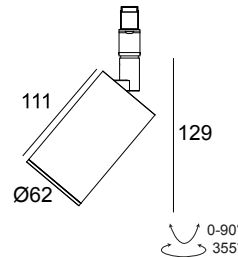




M20/M26H - SPY FOCUS LP 927 MDL B

23378 9200 B

AVAILABLE IN
BLACK 23378 9200 B
FLEMISH BRONZE 23378 9200 FBR
FLEMISH GOLD 23378 9200 FG
WHITE 23378 9200 W



 [View on website](#)

General info	
LOCATION	indoor
INSTALLATION	Low voltage systems Low voltage system mounted
INGRESS PROTECTION	IP20
WEIGHT (KG)	0.5
ADJUSTABILITY	0° to 90° swiveling, 355° rotatable
INFORMATION	ADJUSTABLE BEAM 8°-43° INCL.CLIP 48V ADAPTER EXCL.LED POWER SUPPLY 48V-DC

Electrical info	
ELECTRICAL	48V-DC
CLASS	III
DIM TYPE	MDL = 1-10V or DALI or push button
ENERGY CLASS	E
CERTIFICATES	EAC, ENEC, LCA

Lightsource info	
LIGHTSOURCE NAME	LED
LIGHTSOURCE	LED array 8,6W / CRI>90 (R9: 60) / 2700K / 974lm
TM-30 VALUES	rf: 89 / Rg: 100
SDCM	SDCM1
RISKGROUP	RG1
LM80	L90B10 > 50000
LED TECHNICS (LIGHT SOURCE)	974lm // 8,6W // 113lm/W
LED TECHNICS (LUMINAIRE)	399lm // 10W // 40lm/W

Remarks
 Take a look at our [MAGNETIC PROFILES movie](#)

Requirements
 LED POWER SUPPLY 48V-DC

M20/M26H - SPY FOCUS LP 927 MDL B

23378 9200 B

Options

DIMMABLE MODULATOR

For detailed installation instructions, please consult the manual: [23378_XXXX_HAND.pdf](#)

M20/M26H - SPY FOCUS LP 927 MDL B

23378 9200 B

FINISH YOUR SPECIFICATION

Current supply

#



21032 0030 SMART 48 MODULATOR PLUG-IN WD

18

SMART 48

#



300 90 011 SMART 48 MODULATOR DIM9

18



300 90 012 SMART 48 MODULATOR WD

18

LED power supplies

#



300 89 48 100 LED POWER SUPPLY 48V-DC / 100W DIN

9



300 89 48 240 LED POWER SUPPLY 48V-DC / 240W DIN

23



21012 0230 LED POWER SUPPLY 48V-DC / 100W

9



21012 0240 LED POWER SUPPLY 48V-DC / 200W

19

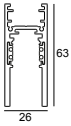
M20/M26H - SPY FOCUS LP 927 MDL B

23378 9200 B

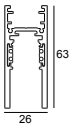
COMPATIBLE COMPOSABLES

SHIFTLINE M26H profile

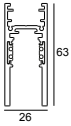
Available Colours



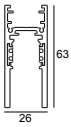
23359 0000 SLM26H - PROFILE



23359 0010 SLM26H - PROFILE 1m



23359 0020 SLM26H - PROFILE 2m



23359 0030 SLM26H - PROFILE 3m



SPLITLINE M20 ST profile

Available Colours



23397 0000 SPM20 ST - PROFILE



23397 0020 SPM20 ST - PROFILE 2m



23397 0030 SPM20 ST - PROFILE 3m

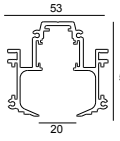


M20/M26H - SPY FOCUS LP 927 MDL B

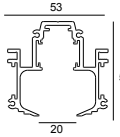
23378 9200 B

SPLITLINE M20 profile

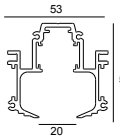
Available Colours



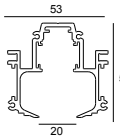
420 20 10 00 SPM20 - PROFILE 1m



420 20 20 00 SPM20 - PROFILE 2m



420 20 30 00 SPM20 - PROFILE 3m



23301 0000 SPM20 - PROFILE B



Notes: