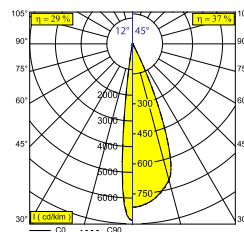
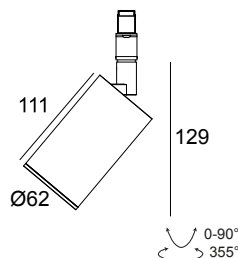




M20/M26H - SPY FOCUS MP 927 MDL B

23332 9200 B

AVAILABLE IN
BLACK 23332 9200 B
FLEMISH BRONZE 23332 9200 FBR
FLEMISH GOLD 23332 9200 FG
WHITE 23332 9200 W



 [View on website](#)

General info

LOCATION	indoor
INSTALLATION	Low voltage systems Low voltage system mounted
INGRESS PROTECTION	IP20
WEIGHT (KG)	0.5
ADJUSTABILITY	0° to 90° swiveling, 355° rotatable
INFORMATION	ADJUSTABLE BEAM 12°-45° INCL.CLIP 48V ADAPTER EXCL.LED POWER SUPPLY 48V-DC

Electrical info

ELECTRICAL	48V-DC
CLASS	III
DIM TYPE	MDL = 1-10V or DALI or push button
ENERGY CLASS	E
CERTIFICATES	EAC, ENEC, LCA

Lightsource info

LIGHTSOURCE NAME	LED
LIGHTSOURCE	LED array 17,2W / CRI>90 (R9: 60) / 2700K / 2009lm
TM-30 VALUES	rf: 89 / Rg: 100
SDCM	SDCM1
RISKGROUP	RG1
LM80	L90B10 > 50000
LED TECHNICS (LIGHT SOURCE)	2009lm // 17,2W // 117lm/W
LED TECHNICS (LUMINAIRE)	703lm // 20W // 36lm/W

Remarks

Take a look at our **MAGNETIC PROFILES** movie

Requirements

LED POWER SUPPLY 48V-DC



M20/M26H - SPY FOCUS MP 927 MDL B

23332 9200 B

Options

DIMMABLE MODULATOR

For detailed installation instructions, please consult the manual: [23332_9X00_HAND.pdf](#)

M20/M26H - SPY FOCUS MP 927 MDL B

23332 9200 B

FINISH YOUR SPECIFICATION

Current supply

#



21032 0030 SMART 48 MODULATOR PLUG-IN WD

9

SMART 48

#



300 90 011 SMART 48 MODULATOR DIM9

9



300 90 012 SMART 48 MODULATOR WD

9

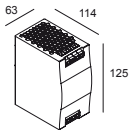
LED power supplies

#



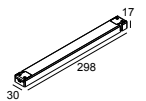
300 89 48 100 LED POWER SUPPLY 48V-DC / 100W DIN

5



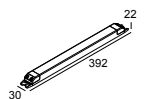
300 89 48 240 LED POWER SUPPLY 48V-DC / 240W DIN

12



21012 0230 LED POWER SUPPLY 48V-DC / 100W

5



21012 0240 LED POWER SUPPLY 48V-DC / 200W

10

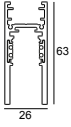
M20/M26H - SPY FOCUS MP 927 MDL B

23332 9200 B

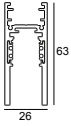
COMPATIBLE COMPOSABLES

SHIFTLINE M26H profile

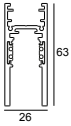
Available Colours



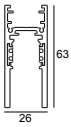
23359 0000 SLM26H - PROFILE



23359 0010 SLM26H - PROFILE 1m



23359 0020 SLM26H - PROFILE 2m



23359 0030 SLM26H - PROFILE 3m



SPLITLINE M20 ST profile

Available Colours



23397 0000 SPM20 ST - PROFILE



23397 0020 SPM20 ST - PROFILE 2m



23397 0030 SPM20 ST - PROFILE 3m

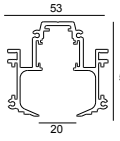


M20/M26H - SPY FOCUS MP 927 MDL B

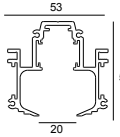
23332 9200 B

SPLITLINE M20 profile

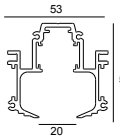
Available Colours



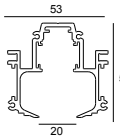
420 20 10 00 SPM20 - PROFILE 1m



420 20 20 00 SPM20 - PROFILE 2m



420 20 30 00 SPM20 - PROFILE 3m



23301 0000 SPM20 - PROFILE B



Notes: