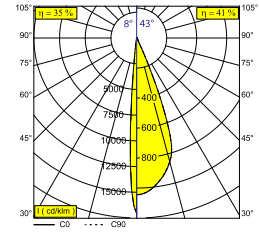
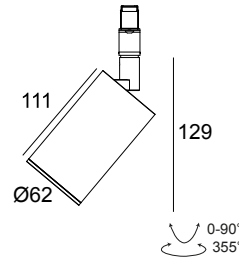




## M26L - SPY FOCUS LP 927 MDL B

23230 9200 B

AVAILABLE IN  
**BLACK** 23230 9200 B  
**FLEMISH BRONZE** 23230 9200 FBR  
**FLEMISH GOLD** 23230 9200 FG  
**WHITE** 23230 9200 W



 [View on website](#)

General info	
<b>LOCATION</b>	indoor
<b>INSTALLATION</b>	Low voltage systems Low voltage system mounted
<b>INGRESS PROTECTION</b>	IP20
<b>WEIGHT (KG)</b>	0.5
<b>ADJUSTABILITY</b>	0° to 90° swiveling, 355° rotatable
<b>INFORMATION</b>	ADJUSTABLE BEAM 8°-43° INCL.CLIP 48V ADAPTER EXCL.LED POWER SUPPLY 48V-DC

Electrical info	
<b>ELECTRICAL</b>	48V-DC
<b>CLASS</b>	III
<b>DIM TYPE</b>	MDL = 1-10V or DALI or push button
<b>ENERGY CLASS</b>	E
<b>CERTIFICATES</b>	EAC, ENEC, LCA

Lightsource info	
<b>LIGHTSOURCE NAME</b>	LED
<b>LIGHTSOURCE</b>	LED array 8,6W / CRI>90 (R9: 60) / 2700K / 974lm
<b>TM-30 VALUES</b>	rf: 89 / Rg: 100
<b>SDCM</b>	SDCM1
<b>RISKGROUP</b>	RG1
<b>LM80</b>	L90B10 > 50000
<b>LED TECHNICS (LIGHT SOURCE)</b>	974lm // 8,6W // 113lm/W
<b>LED TECHNICS (LUMINAIRE)</b>	399lm // 10W // 40lm/W

**Remarks**  
 Take a look at our [MAGNETIC PROFILES movie](#)

**Requirements**  
 LED POWER SUPPLY 48V-DC

**M26L - SPY FOCUS LP 927 MDL B**

23230 9200 B

**Options**

---

DIMMABLE MODULATOR

For detailed installation instructions, please consult the manual: [23230\\_XXXX\\_HAND.pdf](#)

**M26L - SPY FOCUS LP 927 MDL B**

23230 9200 B

**FINISH YOUR SPECIFICATION**

**Current supply**

#



**21032 0030** SMART 48 MODULATOR PLUG-IN WD

18

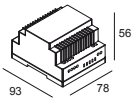
**SMART 48**

#



**300 90 011** SMART 48 MODULATOR DIM9

18



**300 90 012** SMART 48 MODULATOR WD

18

**LED power supplies**

#



**300 89 48 100** LED POWER SUPPLY 48V-DC / 100W DIN

9



**300 89 48 240** LED POWER SUPPLY 48V-DC / 240W DIN

23



**21012 0230** LED POWER SUPPLY 48V-DC / 100W

9



**21012 0240** LED POWER SUPPLY 48V-DC / 200W

19

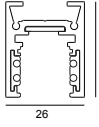
# M26L - SPY FOCUS LP 927 MDL B

23230 9200 B

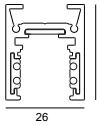
## COMPATIBLE COMPOSABLES

### SHIFTLINE M26L profile (+ SHIFTLINE M26L MATRIX)

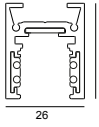
### Available Colours



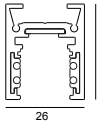
**23358 0000** SLM26L - PROFILE



**23358 0010** SLM26L - PROFILE 1m



**23358 0020** SLM26L - PROFILE 2m



**23358 0030** SLM26L - PROFILE 3m



Notes: