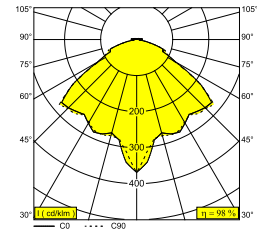
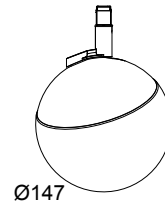




M26L - TWEETER BL 927 MDL B

23242 9200 B

AVAILABLE IN
BLACK 23242 9200 B
WHITE 23242 9200 W



 [View on website](#)

General info

LOCATION	indoor
INSTALLATION	Low voltage systems Low voltage system mounted
INGRESS PROTECTION	IP20
WEIGHT (KG)	0.4
ADJUSTABILITY	0° to 45° swiveling, 355° rotatable
INFORMATION	EXCL.LED POWER SUPPLY 48V-DC

Electrical info

ELECTRICAL	48V-DC
CLASS	III
DIM TYPE	MDL = 1-10V or DALI or push button
ENERGY CLASS	E
CERTIFICATES	EAC, ENEC

Lightsource info

LIGHTSOURCE NAME	LED
LIGHTSOURCE	LED array 8,6W / CRI>90 (R9: 60) / 2700K / 1041lm
TM-30 VALUES	rf: 89 / Rg: 100
SDCM	SDCM1
RISKGROUP	RG1
LM80	L90B10 > 50000
LED TECHNICS (LIGHT SOURCE)	1041lm // 8,6W // 121lm/W
LED TECHNICS (LUMINAIRE)	1020lm // 10W // 103lm/W

Remarks

Take a look at our **MAGNETIC PROFILES** movie

Requirements

- BOWL GLASS CLEAR
- BOWL GLASS AMBER
- BOWL GLASS OPAL WHITE
- LED POWER SUPPLY 48V-DC

Options

DIMMABLE MODULATOR

 DELTALIGHT®

M26L - TWEETER BL 927 MDL B

23242 9200 B

For detailed installation instructions, please consult the manual: [23242_XXXX_HAND.pdf](#)

M26L - TWEETER BL 927 MDL B

23242 9200 B

FINISH YOUR SPECIFICATION

Current supply

#

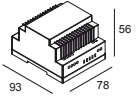


21032 0030 SMART 48 MODULATOR PLUG-IN WD

16

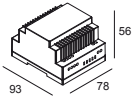
SMART 48

#



300 90 011 SMART 48 MODULATOR DIM9

16



300 90 012 SMART 48 MODULATOR WD

16

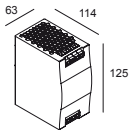
LED power supplies

#



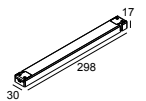
300 89 48 100 LED POWER SUPPLY 48V-DC / 100W DIN

8



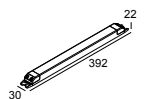
300 89 48 240 LED POWER SUPPLY 48V-DC / 240W DIN

20



21012 0230 LED POWER SUPPLY 48V-DC / 100W

8



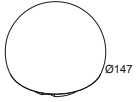
21012 0240 LED POWER SUPPLY 48V-DC / 200W

16

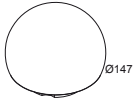
M26L - TWEETER BL 927 MDL B

23242 9200 B

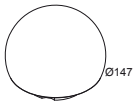
To be used with ...



286 67 01 BOWL GLASS CLEAR



286 67 02 BOWL GLASS AMBER

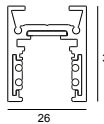


286 67 03 BOWL GLASS OPAL WHITE

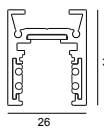
COMPATIBLE COMPOSABLES

SHIFTLINE M26L profile (+ SHIFTLINE M26L MATRIX)

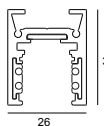
Available Colours



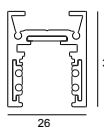
23358 0000 SLM26L - PROFILE



23358 0010 SLM26L - PROFILE 1m



23358 0020 SLM26L - PROFILE 2m



23358 0030 SLM26L - PROFILE 3m





M26L - TWEETER BL 927 MDL B

23242 9200 B

Notes: