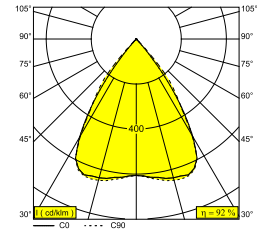
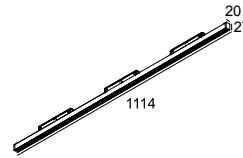




M - INFORM LTI 92767 MDL B

23383 9220 B

AVAILABLE IN
BLACK 23383 9220 B



 [View on website](#)

General info

LOCATION	indoor
INSTALLATION	Low voltage systems Low voltage system mounted
INGRESS PROTECTION	IP20
WEIGHT (KG)	0.7
ADJUSTABILITY	non adjustable
INFORMATION	INCL.48 x REFLECTOR FL-67° EXCL.LED POWER SUPPLY 48V-DC

Electrical info

ELECTRICAL	48V-DC
CLASS	III
DIM TYPE	MDL = 1-10V or DALI or push button
ENERGY CLASS	D

Lightsource info

LIGHTSOURCE NAME	LED
LIGHTSOURCE	2 x (LED cluster 8,3W / CRI>90 (R9: 50) / 2700K / 1198lm)
SDCM	SDCM3
LM80	L80 > 60000
LED TECHNICS (LIGHT SOURCE)	2396lm // 16,6W // 144lm/W
LED TECHNICS (LUMINAIRE)	2204lm // 19W // 115lm/W

Remarks

Take a look at our **MAGNETIC PROFILES** movie

Requirements

LED POWER SUPPLY 48V-DC

Options

DIMMABLE MODULATOR



M - INFORM L11 92767 MDL B

23383 9220 B

For detailed installation instructions, please consult the manual: [23383_XXX0_HAND.pdf](#)

M - INFORM L11 92767 MDL B

23383 9220 B

FINISH YOUR SPECIFICATION

Current supply

#



21032 0030 SMART 48 MODULATOR PLUG-IN WD

9

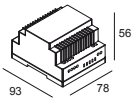
SMART 48

#



300 90 011 SMART 48 MODULATOR DIM9

9



300 90 012 SMART 48 MODULATOR WD

9

LED power supplies

#



300 89 48 100 LED POWER SUPPLY 48V-DC / 100W DIN

5



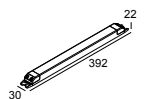
300 89 48 240 LED POWER SUPPLY 48V-DC / 240W DIN

12



21012 0230 LED POWER SUPPLY 48V-DC / 100W

5



21012 0240 LED POWER SUPPLY 48V-DC / 200W

10

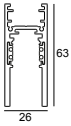
M - INFORM L11 92767 MDL B

23383 9220 B

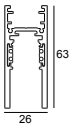
COMPATIBLE COMPOSABLES

SHIFTLINE M26H profile

Available Colours



23359 0020 SLM26H - PROFILE 2m

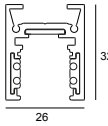


23359 0030 SLM26H - PROFILE 3m

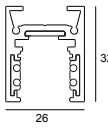


SHIFTLINE M26L profile (+ SHIFTLINE M26L MATRIX)

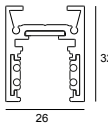
Available Colours



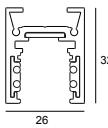
23358 0000 SLM26L - PROFILE



23358 0010 SLM26L - PROFILE 1m



23358 0020 SLM26L - PROFILE 2m



23358 0030 SLM26L - PROFILE 3m



SPLITLINE M20 ST profile

Available Colours



23397 0000 SPM20 ST - PROFILE



23397 0020 SPM20 ST - PROFILE 2m



23397 0030 SPM20 ST - PROFILE 3m

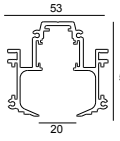


M - INFORM L11 92767 MDL B

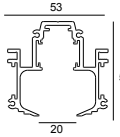
23383 9220 B

SPLITLINE M20 profile

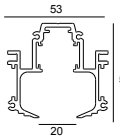
Available Colours



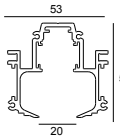
420 20 10 00 SPM20 - PROFILE 1m



420 20 20 00 SPM20 - PROFILE 2m



420 20 30 00 SPM20 - PROFILE 3m



23301 0000 SPM20 - PROFILE B



Notes: