



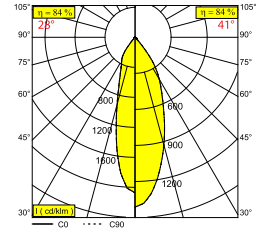
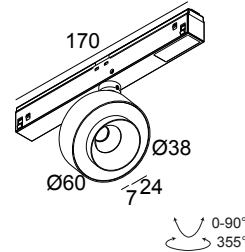
## M26L - ODRON 1 92728/41 MDL B

26220 9200 B

AVAILABLE IN

**BLACK** 26220 9200 B

**WHITE** 26220 9200 W



[View on website](#)

### General info

<b>LOCATION</b>	indoor
<b>INSTALLATION</b>	Low voltage systems Low voltage system mounted
<b>INGRESS PROTECTION</b>	IP20
<b>WEIGHT (KG)</b>	0.3
<b>ADJUSTABILITY</b>	0° to 90° swiveling, 355° rotatable
<b>INFORMATION</b>	INCL.2 x INTERCHANGABLE REFLECTOR: FL-28° + WFL-41° EXCL.LED POWER SUPPLY 48V-DC

### Electrical info

<b>ELECTRICAL</b>	48V-DC
<b>CLASS</b>	III
<b>DIM TYPE</b>	MDL = 1-10V or DALI or push button
<b>ENERGY CLASS</b>	E
<b>CERTIFICATES</b>	ENEC

### Lightsource info

<b>LIGHTSOURCE NAME</b>	LED
<b>LIGHTSOURCE</b>	LED array 8,6W / CRI>90 (R9: 60) / 2700K / 974lm
<b>TM-30 VALUES</b>	rf: 89 / Rg: 100
<b>SDCM</b>	SDCM1
<b>RISKGROUP</b>	RG1
<b>LM80</b>	L90B10 > 50000
<b>LED TECHNICS (LIGHT SOURCE)</b>	974lm // 8,6W // 113lm/W
<b>LED TECHNICS (LUMINAIRE)</b>	816lm // 10W // 83lm/W

### Remarks

Take a look at our **MAGNETIC PROFILES** movie

### Requirements

LED POWER SUPPLY 48V-DC

### Options

DIMMABLE MODULATOR

**M26L - ODRON 1 92728/41 MDL B**

26220 9200 B

**Accessories**

---

ODRON COVER

For detailed installation instructions, please consult the manual: [26220\\_XXX0\\_HAND.pdf](#)

# M26L - ODRON 1 92728/41 MDL B

26220 9200 B

## FINISH YOUR SPECIFICATION

### Current supply

#



**21032 0030** SMART 48 MODULATOR PLUG-IN WD

18

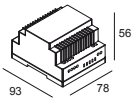
### SMART 48

#



**300 90 011** SMART 48 MODULATOR DIM9

18



**300 90 012** SMART 48 MODULATOR WD

18

### LED power supplies

#



**300 89 48 100** LED POWER SUPPLY 48V-DC / 100W DIN

9



**300 89 48 240** LED POWER SUPPLY 48V-DC / 240W DIN

23



**21012 0230** LED POWER SUPPLY 48V-DC / 100W

9



**21012 0240** LED POWER SUPPLY 48V-DC / 200W

19

**M26L - ODRON 1 92728/41 MDL B**

26220 9200 B

**Decorative ornaments**



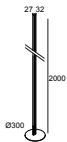
**26210 0020 GC** ODRON COVER GC



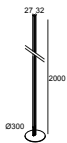
**COMPATIBLE COMPOSABLES**

**SHIFTLINE M26L FLOOR**

**Available Colours**



**29321 0010** SLM26L F MDL

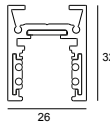


**29322 002W** SLM26L F MDL WD

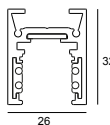


**SHIFTLINE M26L profile (+ SHIFTLINE M26L MATRIX)**

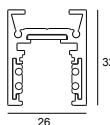
**Available Colours**



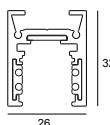
**23358 0000** SLM26L - PROFILE



**23358 0010** SLM26L - PROFILE 1m



**23358 0020** SLM26L - PROFILE 2m



**23358 0030** SLM26L - PROFILE 3m





**M26L - ODRON 1 92728/41 MDL B**

26220 9200 B

Notes: