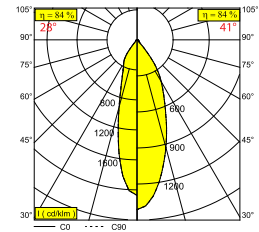
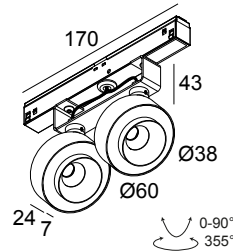




M20/M26H - ODRON 2 92728/41 MDL B

26218 9200 B

AVAILABLE IN
BLACK 26218 9200 B
WHITE 26218 9200 W



 [View on website](#)

General info	
LOCATION	indoor
INSTALLATION	Low voltage systems Low voltage system mounted
INGRESS PROTECTION	IP20
WEIGHT (KG)	0.4
ADJUSTABILITY	0° to 90° swiveling, 350° rotatable
INFORMATION	INCL.4 x INTERCHANGABLE REFLECTOR: FL-28° + WFL-41° EXCL.LED POWER SUPPLY 48V-DC

Electrical info	
ELECTRICAL	48V-DC
CLASS	III
DIM TYPE	MDL = 1-10V or DALI or push button
ENERGY CLASS	E
CERTIFICATES	ENEC

Lightsource info	
LIGHTSOURCE NAME	LED
LIGHTSOURCE	2 x (LED array 8,6W / CRI>90 (R9: 60) / 2700K / 974lm)
TM-30 VALUES	rf: 89 / Rg: 100
SDCM	SDCM1
RISKGROUP	RG1
LM80	L90B10 > 50000
LED TECHNICS (LIGHT SOURCE)	1948lm // 17,2W // 113lm/W
LED TECHNICS (LUMINAIRE)	1632lm // 20W // 83lm/W

Remarks
 Take a look at our **MAGNETIC PROFILES** movie

Requirements
 LED POWER SUPPLY 48V-DC

Options
 DIMMABLE MODULATOR
 Delta Light NV may revise the information and technical data at any time without notice. Version: 02/03/2025

M20/M26H - ODRON 2 92728/41 MDL B

26218 9200 B

Accessories

ODRON COVER

For detailed installation instructions, please consult the manual: [26218_XXX0_HAND.pdf](#)

M20/M26H - ODRON 2 92728/41 MDL B

26218 9200 B

FINISH YOUR SPECIFICATION

Current supply

#



21032 0030 SMART 48 MODULATOR PLUG-IN WD

9

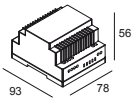
SMART 48

#



300 90 011 SMART 48 MODULATOR DIM9

9



300 90 012 SMART 48 MODULATOR WD

9

LED power supplies

#



300 89 48 100 LED POWER SUPPLY 48V-DC / 100W DIN

4



300 89 48 240 LED POWER SUPPLY 48V-DC / 240W DIN

11



21012 0230 LED POWER SUPPLY 48V-DC / 100W

4



21012 0240 LED POWER SUPPLY 48V-DC / 200W

9

M20/M26H - ODRON 2 92728/41 MDL B

26218 9200 B

Decorative ornaments



26210 0020 GC ODRON COVER GC



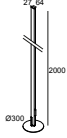
M20/M26H - ODRON 2 92728/41 MDL B

26218 9200 B

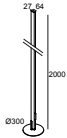
COMPATIBLE COMPOSABLES

SHIFTLINE M26H FLOOR

Available Colours



29323 920W SLM26H F MDL WD

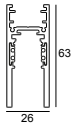


29323 930W SLM26H F MDL WD

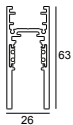


SHIFTLINE M26H profile

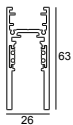
Available Colours



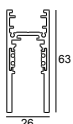
23359 0000 SLM26H - PROFILE



23359 0010 SLM26H - PROFILE 1m



23359 0020 SLM26H - PROFILE 2m



23359 0030 SLM26H - PROFILE 3m



SPLITLINE M20 ST profile

Available Colours



23397 0000 SPM20 ST - PROFILE



23397 0020 SPM20 ST - PROFILE 2m



23397 0030 SPM20 ST - PROFILE 3m

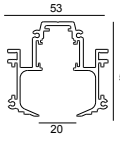


M20/M26H - ODRON 2 92728/41 MDL B

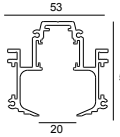
26218 9200 B

SPLITLINE M20 profile

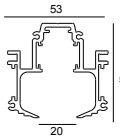
Available Colours



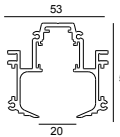
420 20 10 00 SPM20 - PROFILE 1m



420 20 20 00 SPM20 - PROFILE 2m



420 20 30 00 SPM20 - PROFILE 3m



23301 0000 SPM20 - PROFILE B



Notes: