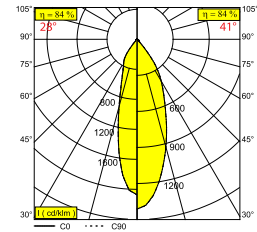
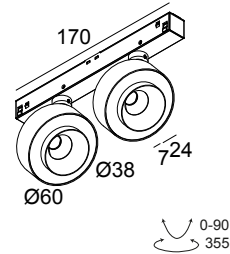




M26L - ODRON 2 92728/41 MDL B

26222 9200 B

AVAILABLE IN
BLACK 26222 9200 B
WHITE 26222 9200 W



 [View on website](#)

General info

LOCATION	indoor
INSTALLATION	Low voltage systems Low voltage system mounted
INGRESS PROTECTION	IP20
WEIGHT (KG)	0.4
ADJUSTABILITY	0° to 90° swiveling, 350° rotatable
INFORMATION	INCL.4 x INTERCHANGABLE REFLECTOR: FL-28° + WFL-41° EXCL.LED POWER SUPPLY 48V-DC

Electrical info

ELECTRICAL	48V-DC
CLASS	III
DIM TYPE	MDL = 1-10V or DALI or push button
ENERGY CLASS	E
CERTIFICATES	ENEC

Lightsource info

LIGHTSOURCE NAME	LED
LIGHTSOURCE	2 x (LED array 8,6W / CRI>90 (R9: 60) / 2700K / 974lm)
TM-30 VALUES	rf: 89 / Rg: 100
SDCM	SDCM1
RISKGROUP	RG1
LM80	L90B10 > 50000
LED TECHNICS (LIGHT SOURCE)	1948lm // 17,2W // 113lm/W
LED TECHNICS (LUMINAIRE)	1632lm // 20W // 83lm/W

Remarks

Take a look at our **MAGNETIC PROFILES** movie

Requirements

LED POWER SUPPLY 48V-DC

Options

DIMMABLE MODULATOR

M26L - ODRON 2 92728/41 MDL B

26222 9200 B

Accessories

ODRON COVER

For detailed installation instructions, please consult the manual: [26222_XXX0_HAND.pdf](#)

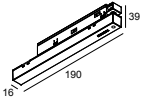
M26L - ODRON 2 92728/41 MDL B

26222 9200 B

FINISH YOUR SPECIFICATION

Current supply

#



21032 0030 SMART 48 MODULATOR PLUG-IN WD

9

SMART 48

#



300 90 011 SMART 48 MODULATOR DIM9

9



300 90 012 SMART 48 MODULATOR WD

9

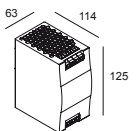
LED power supplies

#



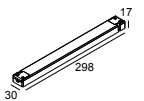
300 89 48 100 LED POWER SUPPLY 48V-DC / 100W DIN

4



300 89 48 240 LED POWER SUPPLY 48V-DC / 240W DIN

11



21012 0230 LED POWER SUPPLY 48V-DC / 100W

4



21012 0240 LED POWER SUPPLY 48V-DC / 200W

9

M26L - ODRON 2 92728/41 MDL B

26222 9200 B

Decorative ornaments



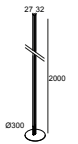
26210 0020 GC ODRON COVER GC



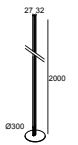
COMPATIBLE COMPOSABLES

SHIFTLINE M26L FLOOR

Available Colours



29321 0010 SLM26L F MDL

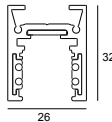


29322 002W SLM26L F MDL WD

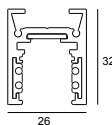


SHIFTLINE M26L profile (+ SHIFTLINE M26L MATRIX)

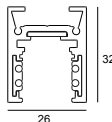
Available Colours



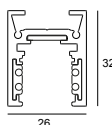
23358 0000 SLM26L - PROFILE



23358 0010 SLM26L - PROFILE 1m



23358 0020 SLM26L - PROFILE 2m



23358 0030 SLM26L - PROFILE 3m





M26L - ODRON 2 92728/41 MDL B

26222 9200 B

Notes: