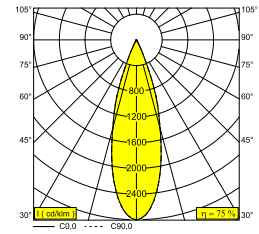
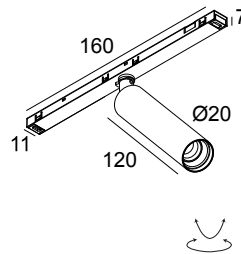




## SL19 - SPY 20 L 92730 MDL B

27028 9220 B

AVAILABLE IN  
**BLACK** 27028 9220 B  
**FLEMISH BRONZE** 27028 9220 FBR  
**FLEMISH GOLD** 27028 9220 FG  
**GOLD COLOURED** 27028 9220 GC  
**WHITE** 27028 9220 W



[View on website](#)

General info	
<b>LOCATION</b>	indoor
<b>INSTALLATION</b>	Low voltage systems Low voltage system mounted
<b>INGRESS PROTECTION</b>	IP20
<b>WEIGHT (KG)</b>	0.1
<b>ADJUSTABILITY</b>	0° to 90° swiveling, 355° rotatable
<b>INFORMATION</b>	REFLECTOR FL-30° EXCLLED POWER SUPPLY 48V-DC SPY 20 TUBE B included

Electrical info	
<b>ELECTRICAL</b>	48V-DC
<b>CLASS</b>	III
<b>DIM TYPE</b>	MDL = 1-10V or DALI or push button
<b>ENERGY CLASS</b>	E
<b>CERTIFICATES</b>	CB, ENEC

Lightsource info	
<b>LIGHTSOURCE NAME</b>	LED
<b>LIGHTSOURCE</b>	LED cluster 2W / CRI>90 (R9: 55) / 2700K / 220lm
<b>TM-30 VALUES</b>	rf: 91 / Rg: 100
<b>SDCM</b>	SDCM3
<b>RISKGROUP</b>	RG2
<b>LM80</b>	L90B10 > 150000
<b>LED TECHNICS (LIGHT SOURCE)</b>	220lm // 2W // 110lm/W
<b>LED TECHNICS (LUMINAIRE)</b>	166lm // 2W // 72lm/W

Requirements	
	LED POWER SUPPLY 48V-DC

Options	
	DIMMABLE MODULATOR

# SL19 - SPY 20 L 92730 MDL B

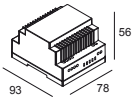
27028 9220 B

For detailed installation instructions, please consult the manual: [27028\\_XXX0\\_HAND.pdf](#)

## FINISH YOUR SPECIFICATION

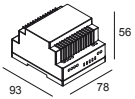
### SMART 48

#



**300 90 011** SMART 48 MODULATOR DIM9

72

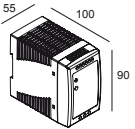


**300 90 012** SMART 48 MODULATOR WD

72

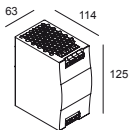
### LED power supplies

#



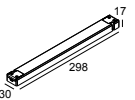
**300 89 48 100** LED POWER SUPPLY 48V-DC / 100W DIN

37



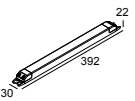
**300 89 48 240** LED POWER SUPPLY 48V-DC / 240W DIN

90



**21012 0230** LED POWER SUPPLY 48V-DC / 100W

37



**21012 0240** LED POWER SUPPLY 48V-DC / 200W

75

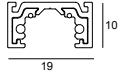
**SL19 - SPY 20 L 92730 MDL B**

27028 9220 B

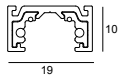
**COMPATIBLE COMPOSABLES**

**SHIFTLINE 19 profile**

**Available Colours**



**27011 0050** SL19 - PROFILE 2m



**27011 0060** SL19 - PROFILE 3m



Notes: