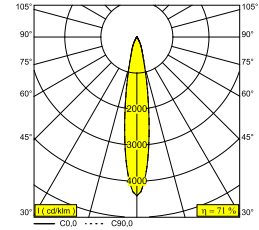
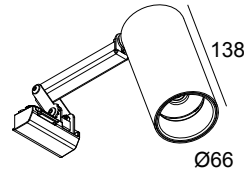




SPLIT-IT SPY 66 92718 B

18434 9210 B

AVAILABLE IN
BLACK 18434 9210 B
WHITE 18434 9210 W



 [View on website](#)

General info

LOCATION	indoor
INSTALLATION	Low voltage systems Low voltage system mounted
INGRESS PROTECTION	IP20
WEIGHT (KG)	0.6
INFORMATION	ADJUSTABLE REFLECTOR SP-18° EXCL.LED POWER SUPPLY 48V-DC EXCL.LED POWER CONVERTER 48V TO 500mA-DC PRO Optional REFLECTORS 30° & 45° available

Electrical info

CLASS	III
DIM TYPE	depending on power supply
ENERGY CLASS	E

Lightsource info

LIGHTSOURCE NAME	LED
LIGHTSOURCE	LED array 11,6-17,2W / CRI>90 (R9: 60) / 2700K / 1458-2009lm
TM-30 VALUES	rf: 89 / Rg: 100
SDCM	SDCM1
RISKGROUP	RG1
LM80	L90B10 > 50000
LED TECHNICS (LIGHT SOURCE)	2009lm // 17,2W // 117lm/W
LED TECHNICS (LUMINAIRE)	1435lm // 20W // 73lm/W

Requirements

SPY 66 TUBE
 LED POWER CONVERTER 48V-DC to 500 mA-DC
 LED POWER SUPPLY 48V-DC

Options

THROUGH WIRING 48V-DC

SPLIT-IT SPY 66 92718 B

18434 9210 B

Accessories

HONEYCOMB 57
SPREAD LENS 57
LINEAR SPREAD LENS 57
SOFTENING LENS 57
GLASS SBL 57

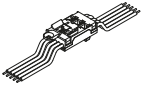
For detailed installation instructions, please consult the manual: [18434_XXX0_HAND.pdf](#)

SPLIT-IT SPY 66 92718 B

18434 9210 B

FINISH YOUR SPECIFICATION

Current supply



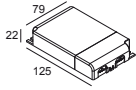
416 99 00 THROUGH WIRING 48V-DC SPLIT-IT PRO

SPLIT-IT SPY 66 92718 B

18434 9210 B

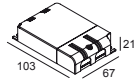
LED power supplies

#



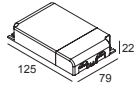
300 90 63 LED POWER SUPPLY MULTI-POWER DIM9

1->2(2) / 1->2(2)



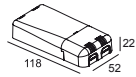
300 90 68 LED POWER SUPPLY MULTI-POWER DIM5

1(1) / 1(0)



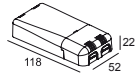
300 90 69 LED POWER SUPPLY MULTI-POWER HV DIM9

1->3(3) / 1->3(2)



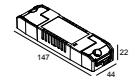
300 90 124 LED POWER SUPPLY MULTI-POWER DIM7

1(1) / 1(0)



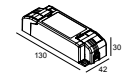
300 90 125 LED POWER SUPPLY MULTI-POWER MINI DIM5

1(1) / 1(0)



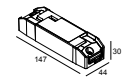
21012 0010 LED POWER SUPPLY MULTI POWER

1/1



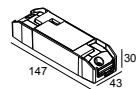
21012 0021 LED POWER SUPPLY MULTI POWER DIM1

1/1



21012 0035 LED POWER SUPPLY MULTI POWER DIM5

1/1

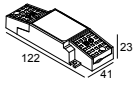


21012 005W LED POWER SUPPLY MULTI-POWER COMPACT WDL

1/1

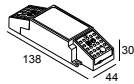
SPLIT-IT SPY 66 92718 B

18434 9210 B



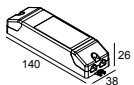
21012 0268 LED POWER SUPPLY MULTI POWER 200-350 / 15W DIM8

1



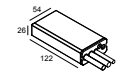
21012 0288 LED POWER SUPPLY MULTI POWER 500-700 / 36W DIM8

1



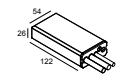
21012 0298 LED POWER SUPPLY MULTI POWER 250-900 / 20W DIM8

1/1



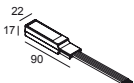
21012 0480 LED POWER SUPPLY 350mA-DC / 17W IP68

1(1)



21012 0500 LED POWER SUPPLY 500mA-DC / 24W IP68

1(0)



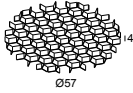
21032 0375 LED POWER CONVERTER 48V-DC to 500 mA-DC / 22W PRO DIM5

1

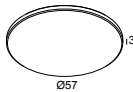
SPLIT-IT SPY 66 92718 B

18434 9210 B

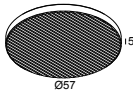
Light altering devices



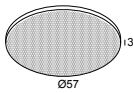
24611 0150 B HONEYCOMB 57 SINGLE USE B



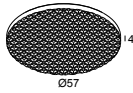
24611 0160 GLASS SBL 57



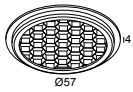
24611 0170 LINEAR SPREAD LENS 57



24611 0190 SOFTENING LENS 57



24611 0200 SPREAD LENS 57

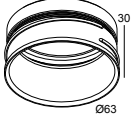


24611 0210 B HONEYCOMB 57 DOUBLE USE B

SPLIT-IT SPY 66 92718 B

18434 9210 B

Finish your product



24611 0100 B SPY 66 TUBE B

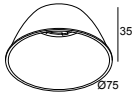
24611 0100 FBR SPY 66 TUBE FBR

24611 0100 FG SPY 66 TUBE FG

24611 0100 GC SPY 66 TUBE GC

24611 0100 W SPY 66 TUBE W

Replaceable reflector / lens



24611 0220 SPY 66 REFLECTOR 18°



24611 0230 SPY 66 REFLECTOR 30°

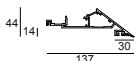


24611 0240 SPY 66 REFLECTOR 45°

COMPATIBLE COMPOSABLES

SPLIT-IT PRO profile

Available Colours



372 01 00 SPT PRO - PROFILE





SPLIT-IT SPY 66 92718 B

18434 9210 B

Notes: