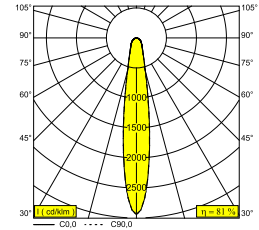
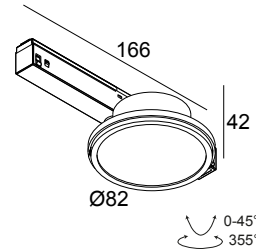




M26L - HALOSCAN HP 92714 MDL B

23129 9210 B

AVAILABLE IN
BLACK 23129 9210 B
WHITE 23129 9210 W



[View on website](#)

General info

LOCATION	indoor
INSTALLATION	Low voltage systems Low voltage system mounted
INGRESS PROTECTION	IP20
WEIGHT (KG)	0.3
ADJUSTABILITY	0° to 45° swiveling, 355° rotatable
INFORMATION	LENS SP-14° EXCL.LED POWER SUPPLY 48V-DC

Electrical info

ELECTRICAL	48V-DC
CLASS	III
DIM TYPE	MDL = 1-10V or DALI or push button
ENERGY CLASS	D
CERTIFICATES	ENEC

Lightsource info

LIGHTSOURCE NAME	LED
LIGHTSOURCE	LED array 11,6W / CRI>90 (R9: 60) / 2700K / 1458lm
TM-30 VALUES	rf: 89 / Rg: 100
SDCM	SDCM1
RISKGROUP	RG1
LM80	L90B10 > 50000
LED TECHNICS (LIGHT SOURCE)	1458lm // 11,6W // 125lm/W
LED TECHNICS (LUMINAIRE)	1185lm // 13W // 89lm/W

Remarks

Take a look at our **MAGNETIC PROFILES** movie

Requirements

LED POWER SUPPLY 48V-DC

Options

DIMMABLE MODULATOR

M26L - HALOSCAN HP 92714 MDL B

23129 9210 B

Accessories

HALOSCAN HONEYCOMB
HALOSCAN LINEAR SPREAD LENS

For detailed installation instructions, please consult the manual: [23129_XXX0_HAND.pdf](#)

M26L - HALOSCAN HP 92714 MDL B

23129 9210 B

FINISH YOUR SPECIFICATION

Current supply

#

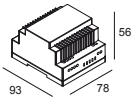


21032 0030 SMART 48 MODULATOR PLUG-IN WD

14

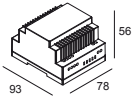
SMART 48

#



300 90 011 SMART 48 MODULATOR DIM9

14

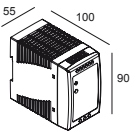


300 90 012 SMART 48 MODULATOR WD

14

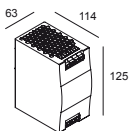
LED power supplies

#



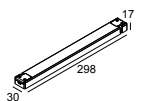
300 89 48 100 LED POWER SUPPLY 48V-DC / 100W DIN

7



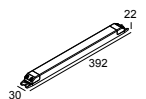
300 89 48 240 LED POWER SUPPLY 48V-DC / 240W DIN

17



21012 0230 LED POWER SUPPLY 48V-DC / 100W

7



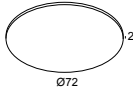
21012 0240 LED POWER SUPPLY 48V-DC / 200W

14

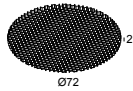
M26L - HALOSCAN HP 92714 MDL B

23129 9210 B

Light altering devices



23110 0040 HALOSCAN LINEAR SPREAD LENS



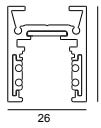
23110 0050 B HALOSCAN HONEYCOMB B



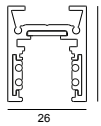
COMPATIBLE COMPOSABLES

SHIFTLINE M26L profile (+ SHIFTLINE M26L MATRIX)

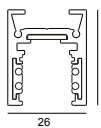
Available Colours



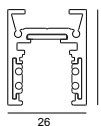
23358 0000 SLM26L - PROFILE



23358 0010 SLM26L - PROFILE 1m



23358 0020 SLM26L - PROFILE 2m



23358 0030 SLM26L - PROFILE 3m



Notes: