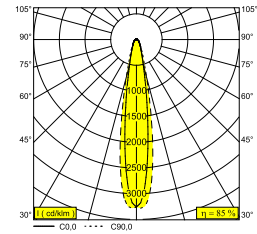
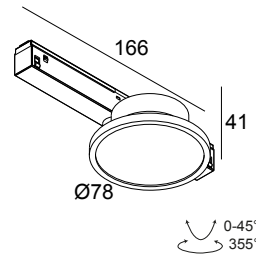




M26L - HALOSCAN MP SOFT 93014 MDL B

23125 9010 B

AVAILABLE IN
BLACK 23125 9010 B
WHITE 23125 9010 W



[View on website](#)

General info

LOCATION	indoor
INSTALLATION	Low voltage systems Low voltage system mounted
INGRESS PROTECTION	IP20
WEIGHT (KG)	0.3
ADJUSTABILITY	0° to 45° swiveling, 355° rotatable
INFORMATION	LENS SP-14° EXCL.LED POWER SUPPLY 48V-DC

Electrical info

ELECTRICAL	48V-DC
CLASS	III
DIM TYPE	MDL = 1-10V or DALI or push button
ENERGY CLASS	E
CERTIFICATES	ENEC

Lightsource info

LIGHTSOURCE NAME	LED
LIGHTSOURCE	LED array 6W / CRI>90 (R9: 50) / 3000K-1800K / 623lm
TM-30 VALUES	rf: 90 / Rg: 99
SDCM	SDCM2
RISKGROUP	RG1
LM80	L90B10 > 50000
LED TECHNICS (LIGHT SOURCE)	623lm // 6W // 105lm/W
LED TECHNICS (LUMINAIRE)	532lm // 7W // 77lm/W

Remarks

Take a look at our **MAGNETIC PROFILES** movie

Requirements

LED POWER SUPPLY 48V-DC

Options

DIMMABLE MODULATOR

Delta Light NV may revise the information and technical data at any time without notice. Version: 01/03/2025

M26L - HALOSCAN MP SOFT 93014 MDL B

23125 9010 B

Accessories

HALOSCAN HONEYCOMB
HALOSCAN LINEAR SPREAD LENS
HALOSCAN KAP MP

For detailed installation instructions, please consult the manual: [23125_XXX0_HAND.pdf](#)

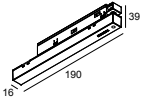
M26L - HALOSCAN MP SOFT 93014 MDL B

23125 9010 B

FINISH YOUR SPECIFICATION

Current supply

#



21032 0030 SMART 48 MODULATOR PLUG-IN WD

27

SMART 48

#



300 90 011 SMART 48 MODULATOR DIM9

27



300 90 012 SMART 48 MODULATOR WD

27

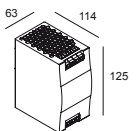
LED power supplies

#



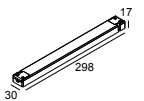
300 89 48 100 LED POWER SUPPLY 48V-DC / 100W DIN

14



300 89 48 240 LED POWER SUPPLY 48V-DC / 240W DIN

34



21012 0230 LED POWER SUPPLY 48V-DC / 100W

14



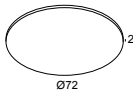
21012 0240 LED POWER SUPPLY 48V-DC / 200W

29

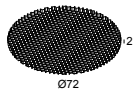
M26L - HALOSCAN MP SOFT 93014 MDL B

23125 9010 B

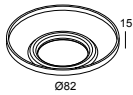
Light altering devices



23110 0040 HALOSCAN LINEAR SPREAD LENS



23110 0050 B HALOSCAN HONEYCOMB B



23110 0060 B HALOSCAN KAP MP B



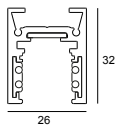
23110 0060 W HALOSCAN KAP MP W



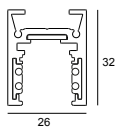
COMPATIBLE COMPOSABLES

SHIFTLINE M26L profile (+ SHIFTLINE M26L MATRIX)

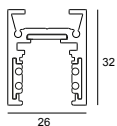
Available Colours



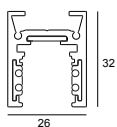
23358 0000 SLM26L - PROFILE



23358 0010 SLM26L - PROFILE 1m



23358 0020 SLM26L - PROFILE 2m



23358 0030 SLM26L - PROFILE 3m





M26L - HALOSCAN MP SOFT 93014 MDL B

23125 9010 B

Notes: