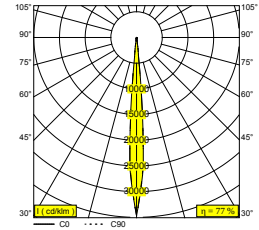
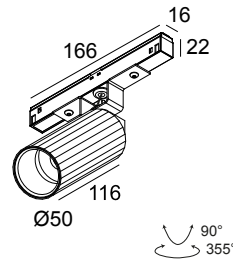




M26L - HEDRA 92708 MDL BBR

23250 9210 BBR

AVAILABLE IN
BLACK BRONZE 23250 9210 BBR
GOLD COLOURED 23250 9210 GC



 [View on website](#)



General info

LOCATION	indoor
INSTALLATION	Low voltage systems Low voltage system mounted
INGRESS PROTECTION	IP20
WEIGHT (KG)	0.4
ADJUSTABILITY	0° to 90° swiveling, 355° rotatable
INFORMATION	LENS SP-8° EXCL.LED POWER SUPPLY 48V-DC

Electrical info

ELECTRICAL	48V-DC
CLASS	III
DIM TYPE	MDL = 1-10V or DALI or push button
ENERGY CLASS	F
CERTIFICATES	ENEC

Lightsource info

LIGHTSOURCE NAME	LED
LIGHTSOURCE	LED array 5,7W / CRI>90 (R9: 56) / 2700K / 519lm
TM-30 VALUES	rf: 91 / Rg: 99
SDCM	SDCM2
RISKGROUP	RG2 (threshold 0,6m)
LM80	L90B10 > 41000
LED TECHNICS (LIGHT SOURCE)	519lm // 5,7W // 90lm/W
LED TECHNICS (LUMINAIRE)	397lm // 7W // 61lm/W

Remarks

Take a look at our **MAGNETIC PROFILES** movie

Requirements

VIZIR TUBE
 LED POWER SUPPLY 48V-DC

Options

DIMMABLE MODULATOR

M26L - HEDRA 92708 MDL BBR

23250 9210 BBR

Accessories

VIZIR HONEYCOMB

VIZIR SOFTENING LENS

For detailed installation instructions, please consult the manual: [23250_9XX0_HAND.pdf](#)

M26L - HEDRA 92708 MDL BBR

23250 9210 BBR

FINISH YOUR SPECIFICATION

Current supply

#



21032 0030 SMART 48 MODULATOR PLUG-IN WD

27

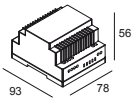
SMART 48

#



300 90 011 SMART 48 MODULATOR DIM9

27



300 90 012 SMART 48 MODULATOR WD

27

LED power supplies

#



300 89 48 100 LED POWER SUPPLY 48V-DC / 100W DIN

14



300 89 48 240 LED POWER SUPPLY 48V-DC / 240W DIN

34



21012 0230 LED POWER SUPPLY 48V-DC / 100W

14



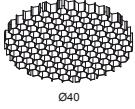
21012 0240 LED POWER SUPPLY 48V-DC / 200W

29

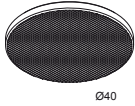
M26L - HEDRA 92708 MDL BBR

23250 9210 BBR

Light altering devices

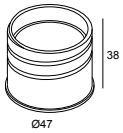


473 03 01 B VIZIR HONEYCOMB B



473 03 04 VIZIR SOFTENING LENS

Finish your product



473 01 00 B VIZIR TUBE B

473 01 00 W VIZIR TUBE W

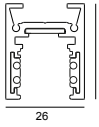
M26L - HEDRA 92708 MDL BBR

23250 9210 BBR

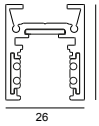
COMPATIBLE COMPOSABLES

SHIFTLINE M26L profile (+ SHIFTLINE M26L MATRIX)

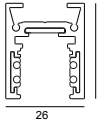
Available Colours



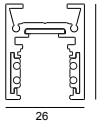
23358 0000 SLM26L - PROFILE



23358 0010 SLM26L - PROFILE 1m



23358 0020 SLM26L - PROFILE 2m



23358 0030 SLM26L - PROFILE 3m



Notes: