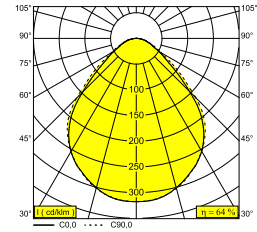
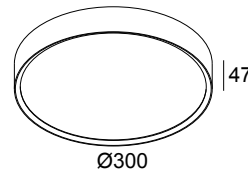




M20/M26H - MULTINOVA 30 PRISM 930 MDL B

27949 9300 B

AVAILABLE IN
BLACK 27949 9300 B
WHITE 27949 9300 W



 [View on website](#)

General info

LOCATION	indoor
INSTALLATION	Low voltage systems Low voltage system mounted
INGRESS PROTECTION	IP20
WEIGHT (KG)	1.5
ADJUSTABILITY	non adjustable
INFORMATION	INCL.PC PRISMATIC EXCL.LED POWER SUPPLY 48V-DC

Electrical info

ELECTRICAL	48V-DC
CLASS	III
DIM TYPE	MDL = 1-10V or DALI or push button
ENERGY CLASS	D
CERTIFICATES	ENEC

Lightsource info

LIGHTSOURCE NAME	LED
LIGHTSOURCE	LED cluster 14,9W / CRI>90 (R9: 68) / 3000K / 2174lm
TM-30 VALUES	Rf: 89 / Rg: 97
SDCM	SDCM3
LM80	L70 > 60000
LED TECHNICS (LIGHT SOURCE)	2174lm // 14,9W // 146lm/W
LED TECHNICS (LUMINAIRE)	1394lm // 17W // 81lm/W

Remarks

Take a look at our [MAGNETIC PROFILES](#) movie

Requirements

LED POWER SUPPLY 48V-DC

Options

DIMMABLE MODULATOR

 DELTALIGHT®

M20/M26H - MULTINOVA 30 PRISM 930 MDL B

27949 9300 B

For detailed installation instructions, please consult the manual: [27949_XXX0_HAND.pdf](#)

M20/M26H - MULTINOVA 30 PRISM 930 MDL B

27949 9300 B

FINISH YOUR SPECIFICATION

Current supply

#

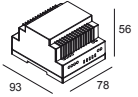


21032 0030 SMART 48 MODULATOR PLUG-IN WD

11

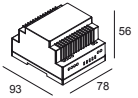
SMART 48

#



300 90 011 SMART 48 MODULATOR DIM9

11



300 90 012 SMART 48 MODULATOR WD

11

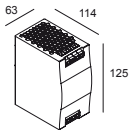
LED power supplies

#



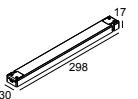
300 89 48 100 LED POWER SUPPLY 48V-DC / 100W DIN

6



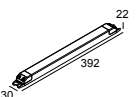
300 89 48 240 LED POWER SUPPLY 48V-DC / 240W DIN

14



21012 0230 LED POWER SUPPLY 48V-DC / 100W

6



21012 0240 LED POWER SUPPLY 48V-DC / 200W

11

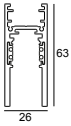
M20/M26H - MULTINOVA 30 PRISM 930 MDL B

27949 9300 B

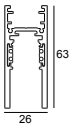
COMPATIBLE COMPOSABLES

SHIFTLINE M26H profile

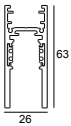
Available Colours



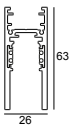
23359 0000 SLM26H - PROFILE



23359 0010 SLM26H - PROFILE 1m



23359 0020 SLM26H - PROFILE 2m



23359 0030 SLM26H - PROFILE 3m



SPLITLINE M20 ST profile

Available Colours



23397 0000 SPM20 ST - PROFILE



23397 0020 SPM20 ST - PROFILE 2m



23397 0030 SPM20 ST - PROFILE 3m

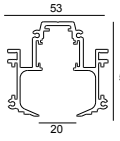


M20/M26H - MULTINOVA 30 PRISM 930 MDL B

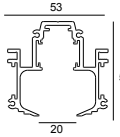
27949 9300 B

SPLITLINE M20 profile

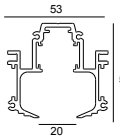
Available Colours



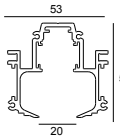
420 20 10 00 SPM20 - PROFILE 1m



420 20 20 00 SPM20 - PROFILE 2m



420 20 30 00 SPM20 - PROFILE 3m



23301 0000 SPM20 - PROFILE B



Notes: