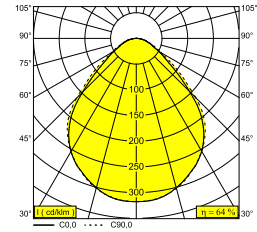
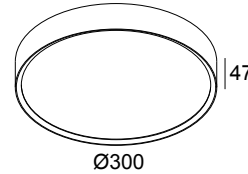




## M26L - MULTINOVA 30 PRISM 930 MDL B

27940 9300 B

AVAILABLE IN  
**BLACK** 27940 9300 B  
**WHITE** 27940 9300 W



 [View on website](#)

### General info

<b>LOCATION</b>	indoor
<b>INSTALLATION</b>	Low voltage systems Low voltage system mounted
<b>INGRESS PROTECTION</b>	IP20
<b>WEIGHT (KG)</b>	1.4
<b>ADJUSTABILITY</b>	non adjustable
<b>INFORMATION</b>	INCL.PC PRISMATIC EXCL.LED POWER SUPPLY 48V-DC

### Electrical info

<b>ELECTRICAL</b>	48V-DC
<b>CLASS</b>	III
<b>DIM TYPE</b>	MDL = 1-10V or DALI or push button
<b>ENERGY CLASS</b>	D
<b>CERTIFICATES</b>	ENEC

### Lightsource info

<b>LIGHTSOURCE NAME</b>	LED
<b>LIGHTSOURCE</b>	LED cluster 14,9W / CRI>90 (R9: 68) / 3000K / 2174lm
<b>TM-30 VALUES</b>	Rf: 89 / Rg: 97
<b>SDCM</b>	SDCM3
<b>LM80</b>	L70 > 60000
<b>LED TECHNICS (LIGHT SOURCE)</b>	2174lm // 14,9W // 146lm/W
<b>LED TECHNICS (LUMINAIRE)</b>	1394lm // 17W // 81lm/W

### Remarks

Take a look at our [MAGNETIC PROFILES](#) movie

### Requirements

LED POWER SUPPLY 48V-DC

### Options

DIMMABLE MODULATOR



## **M26L - MULTINOVA 30 PRISM 930 MDL B**

27940 9300 B

For detailed installation instructions, please consult the manual: [27940\\_XXX0\\_HAND.pdf](#)

# M26L - MULTINOVA 30 PRISM 930 MDL B

27940 9300 B

## FINISH YOUR SPECIFICATION

### Current supply

#

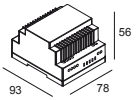


**21032 0030** SMART 48 MODULATOR PLUG-IN WD

11

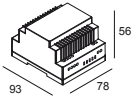
### SMART 48

#



**300 90 011** SMART 48 MODULATOR DIM9

11



**300 90 012** SMART 48 MODULATOR WD

11

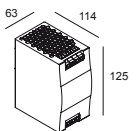
### LED power supplies

#



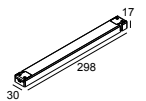
**300 89 48 100** LED POWER SUPPLY 48V-DC / 100W DIN

6



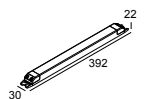
**300 89 48 240** LED POWER SUPPLY 48V-DC / 240W DIN

14



**21012 0230** LED POWER SUPPLY 48V-DC / 100W

6



**21012 0240** LED POWER SUPPLY 48V-DC / 200W

11

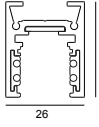
# M26L - MULTINOVA 30 PRISM 930 MDL B

27940 9300 B

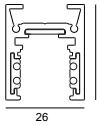
## COMPATIBLE COMPOSABLES

### SHIFTLINE M26L profile (+ SHIFTLINE M26L MATRIX)

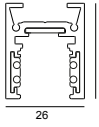
### Available Colours



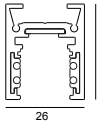
**23358 0000** SLM26L - PROFILE



**23358 0010** SLM26L - PROFILE 1m



**23358 0020** SLM26L - PROFILE 2m



**23358 0030** SLM26L - PROFILE 3m



Notes: