



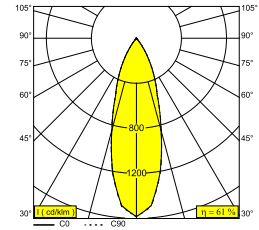
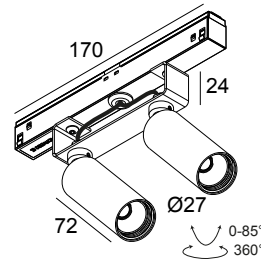
## M20/M26H - SPY 272 92730 MDL B

23313 9220 B

AVAILABLE IN

**BLACK** 23313 9220 B

**WHITE** 23313 9220 W



[View on website](#)

### General info

<b>LOCATION</b>	indoor
<b>INSTALLATION</b>	Low voltage systems Low voltage system mounted
<b>INGRESS PROTECTION</b>	IP20
<b>WEIGHT (KG)</b>	0.3
<b>ADJUSTABILITY</b>	0° to 85° swiveling, 355° rotatable
<b>INFORMATION</b>	REFLECTOR FL-30° EXCL.LED POWER SUPPLY 48V-DC

### Electrical info

<b>ELECTRICAL</b>	48V-DC
<b>CLASS</b>	III
<b>DIM TYPE</b>	MDL = 1-10V or DALI or push button
<b>ENERGY CLASS</b>	D
<b>CERTIFICATES</b>	ENEC, LCA

### Lightsource info

<b>LIGHTSOURCE NAME</b>	LED
<b>LIGHTSOURCE</b>	2 x (LED array 5,8W / CRI>90 (R9: 60) / 2700K / 753lm)
<b>TM-30 VALUES</b>	rf: 89 / Rg: 100
<b>SDCM</b>	SDCM1
<b>RISKGROUP</b>	RG1
<b>LM80</b>	L90B10 > 50000
<b>LED TECHNICS (LIGHT SOURCE)</b>	1506lm // 11,6W // 129lm/W
<b>LED TECHNICS (LUMINAIRE)</b>	919lm // 13W // 69lm/W

### Remarks

Take a look at our **MAGNETIC PROFILES** movie

### Requirements

LED POWER SUPPLY 48V-DC

### Options

DIMMABLE MODULATOR



## **M20/M26H - SPY 272 92730 MDL B**

23313 9220 B

### **Accessories**

---

VISOR 27

For detailed installation instructions, please consult the manual: [23313\\_XXX0\\_HAND.pdf](#)

**M20/M26H - SPY 272 92730 MDL B**

23313 9220 B

**FINISH YOUR SPECIFICATION**

**Current supply**

#

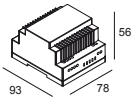


**21032 0030** SMART 48 MODULATOR PLUG-IN WD

14

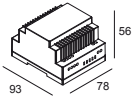
**SMART 48**

#



**300 90 011** SMART 48 MODULATOR DIM9

14

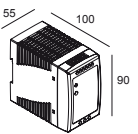


**300 90 012** SMART 48 MODULATOR WD

14

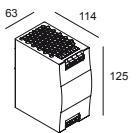
**LED power supplies**

#



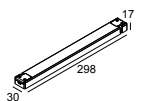
**300 89 48 100** LED POWER SUPPLY 48V-DC / 100W DIN

7



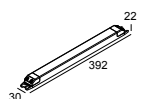
**300 89 48 240** LED POWER SUPPLY 48V-DC / 240W DIN

18



**21012 0230** LED POWER SUPPLY 48V-DC / 100W

7



**21012 0240** LED POWER SUPPLY 48V-DC / 200W

15

**M20/M26H - SPY 272 92730 MDL B**

23313 9220 B

**Light altering devices**

---



**24144 0040 B** VISOR 27 B



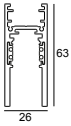
**M20/M26H - SPY 272 92730 MDL B**

23313 9220 B

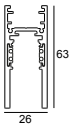
**COMPATIBLE COMPOSABLES**

**SHIFTLINE M26H profile**

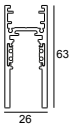
**Available Colours**



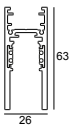
**23359 0000** SLM26H - PROFILE



**23359 0010** SLM26H - PROFILE 1m



**23359 0020** SLM26H - PROFILE 2m



**23359 0030** SLM26H - PROFILE 3m



**SPLITLINE M20 ST profile**

**Available Colours**



**23397 0000** SPM20 ST - PROFILE



**23397 0020** SPM20 ST - PROFILE 2m



**23397 0030** SPM20 ST - PROFILE 3m

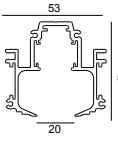


**M20/M26H - SPY 272 92730 MDL B**

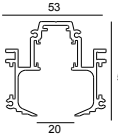
23313 9220 B

**SPLITLINE M20 profile**

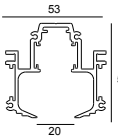
**Available Colours**



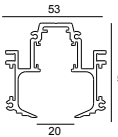
**420 20 10 00** SPM20 - PROFILE 1m



**420 20 20 00** SPM20 - PROFILE 2m



**420 20 30 00** SPM20 - PROFILE 3m



**23301 0000** SPM20 - PROFILE B



Notes: