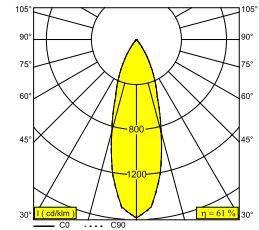
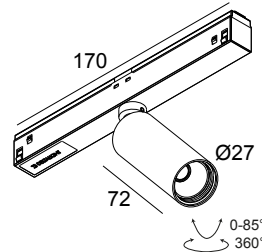




M26L - SPY 271 92730 MDL B

23210 9220 B

AVAILABLE IN
BLACK 23210 9220 B
FLEMISH BRONZE 23210 9220 FBR
FLEMISH GOLD 23210 9220 FG
GOLD COLOURED 23210 9220 GC
WHITE 23210 9220 W



[View on website](#)

General info	
LOCATION	indoor
INSTALLATION	Low voltage systems Low voltage system mounted
INGRESS PROTECTION	IP20
WEIGHT (KG)	0.2
ADJUSTABILITY	0° to 85° swiveling, 360° rotatable
INFORMATION	REFLECTOR FL-30° EXCLLED POWER SUPPLY 48V-DC SPY 27 TUBE included (B for all versions W for FW version)

Electrical info	
ELECTRICAL	48V-DC
CLASS	III
DIM TYPE	MDL = 1-10V or DALI or push button
ENERGY CLASS	D
CERTIFICATES	ENEC, LCA

Lightsource info	
LIGHTSOURCE NAME	LED
LIGHTSOURCE	LED array 5,8W / CRI>90 (R9: 60) / 2700K / 753lm
TM-30 VALUES	rf: 89 / Rg: 100
SDCM	SDCM1
RISKGROUP	RG1
LM80	L90B10 > 50000
LED TECHNICS (LIGHT SOURCE)	753lm // 5,8W // 129lm/W
LED TECHNICS (LUMINAIRE)	459lm // 7W // 69lm/W

Remarks
 Take a look at our [MAGNETIC PROFILES](#) movie

Requirements
 LED POWER SUPPLY 48V-DC

M26L - SPY 271 92730 MDL B

23210 9220 B

Options

DIMMABLE MODULATOR

Accessories

VISOR 27

For detailed installation instructions, please consult the manual: [23210_XXX0_HAND.pdf](#)

M26L - SPY 271 92730 MDL B

23210 9220 B

FINISH YOUR SPECIFICATION

Current supply

#

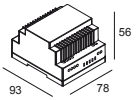


21032 0030 SMART 48 MODULATOR PLUG-IN WD

28

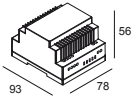
SMART 48

#



300 90 011 SMART 48 MODULATOR DIM9

28



300 90 012 SMART 48 MODULATOR WD

28

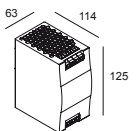
LED power supplies

#



300 89 48 100 LED POWER SUPPLY 48V-DC / 100W DIN

15



300 89 48 240 LED POWER SUPPLY 48V-DC / 240W DIN

36



21012 0230 LED POWER SUPPLY 48V-DC / 100W

15



21012 0240 LED POWER SUPPLY 48V-DC / 200W

30

M26L - SPY 271 92730 MDL B

23210 9220 B

Light altering devices



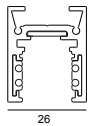
24144 0040 B VISOR 27 B



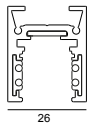
COMPATIBLE COMPOSABLES

SHIFTLINE M26L profile (+ SHIFTLINE M26L MATRIX)

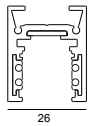
Available Colours



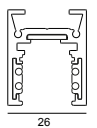
23358 0000 SLM26L - PROFILE



23358 0010 SLM26L - PROFILE 1m



23358 0020 SLM26L - PROFILE 2m



23358 0030 SLM26L - PROFILE 3m



Notes: