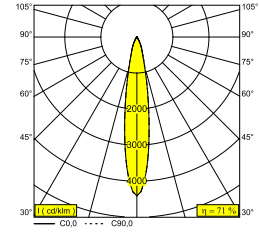
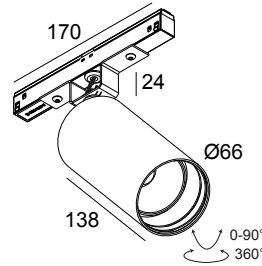




## M20/M26H - SPY 66 92718 MDL B

23327 9210 B

AVAILABLE IN  
**BLACK** 23327 9210 B  
**WHITE** 23327 9210 W



 [View on website](#)

### General info

<b>LOCATION</b>	indoor
<b>INSTALLATION</b>	Low voltage systems Low voltage system mounted
<b>INGRESS PROTECTION</b>	IP20
<b>WEIGHT (KG)</b>	0.6
<b>ADJUSTABILITY</b>	0° to 90° swiveling, 355° rotatable
<b>INFORMATION</b>	REFLECTOR SP-18° EXCL.LED POWER SUPPLY 48V-DC Optional REFLECTORS 30° & 45° available

### Electrical info

<b>ELECTRICAL</b>	48V-DC
<b>CLASS</b>	III
<b>DIM TYPE</b>	MDL = 1-10V or DALI or push button
<b>ENERGY CLASS</b>	E
<b>CERTIFICATES</b>	ENEC, LCA

### Lightsource info

<b>LIGHTSOURCE NAME</b>	LED
<b>LIGHTSOURCE</b>	LED array 25W / CRI>90 (R9: 60) / 2700K / 2688lm
<b>TM-30 VALUES</b>	rf: 89 / Rg: 100
<b>SDCM</b>	SDCM1
<b>RISKGROUP</b>	RG1
<b>LM80</b>	L90B10 > 50000
<b>LED TECHNICS (LIGHT SOURCE)</b>	2688lm // 25W // 108lm/W
<b>LED TECHNICS (LUMINAIRE)</b>	1920lm // 29W // 67lm/W

### Remarks

Take a look at our **MAGNETIC PROFILES** movie

### Requirements

SPY 66 TUBE  
 LED POWER SUPPLY 48V-DC

### Options

DIMMABLE MODULATOR  
 Delta Light NV may revise the information and technical data at any time without notice. Version: 01/03/2025



## **M20/M26H - SPY 66 92718 MDL B**

23327 9210 B

### **Accessories**

---

HONEYCOMB 57

For detailed installation instructions, please consult the manual: [23327\\_XXX0\\_HAND.pdf](#)

**M20/M26H - SPY 66 92718 MDL B**

23327 9210 B

**FINISH YOUR SPECIFICATION**

**Current supply**

#

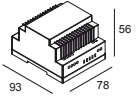


**21032 0030** SMART 48 MODULATOR PLUG-IN WD

6

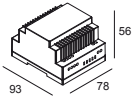
**SMART 48**

#



**300 90 011** SMART 48 MODULATOR DIM9

6



**300 90 012** SMART 48 MODULATOR WD

6

**LED power supplies**

#



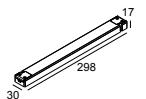
**300 89 48 100** LED POWER SUPPLY 48V-DC / 100W DIN

3



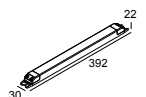
**300 89 48 240** LED POWER SUPPLY 48V-DC / 240W DIN

8



**21012 0230** LED POWER SUPPLY 48V-DC / 100W

3



**21012 0240** LED POWER SUPPLY 48V-DC / 200W

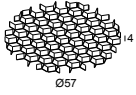
7

# M20/M26H - SPY 66 92718 MDL B

23327 9210 B

## Light altering devices

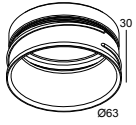
---



**24611 0150 B** HONEYCOMB 57 SINGLE USE B

## Finish your product

---



**24611 0100 B** SPY 66 TUBE B

**24611 0100 FBR** SPY 66 TUBE FBR

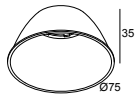
**24611 0100 FG** SPY 66 TUBE FG

**24611 0100 GC** SPY 66 TUBE GC

**24611 0100 W** SPY 66 TUBE W

## Replaceable reflector / lens

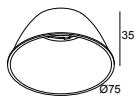
---



**24611 0220** SPY 66 REFLECTOR 18°



**24611 0230** SPY 66 REFLECTOR 30°



**24611 0240** SPY 66 REFLECTOR 45°

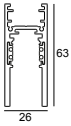
**M20/M26H - SPY 66 92718 MDL B**

23327 9210 B

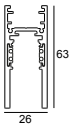
**COMPATIBLE COMPOSABLES**

**SHIFTLINE M26H profile**

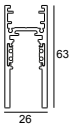
**Available Colours**



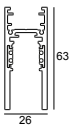
**23359 0000** SLM26H - PROFILE



**23359 0010** SLM26H - PROFILE 1m



**23359 0020** SLM26H - PROFILE 2m



**23359 0030** SLM26H - PROFILE 3m



**SPLITLINE M20 ST profile**

**Available Colours**



**23397 0000** SPM20 ST - PROFILE



**23397 0020** SPM20 ST - PROFILE 2m



**23397 0030** SPM20 ST - PROFILE 3m

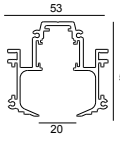


**M20/M26H - SPY 66 92718 MDL B**

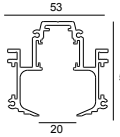
23327 9210 B

**SPLITLINE M20 profile**

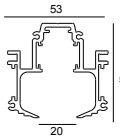
**Available Colours**



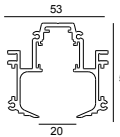
**420 20 10 00** SPM20 - PROFILE 1m



**420 20 20 00** SPM20 - PROFILE 2m



**420 20 30 00** SPM20 - PROFILE 3m



**23301 0000** SPM20 - PROFILE B



Notes: