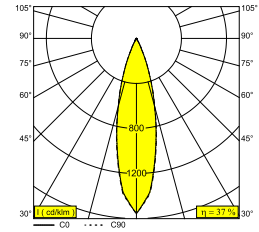
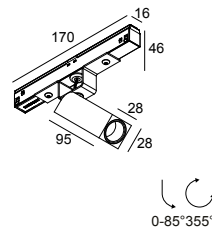




M20/M26H - OCTAV 27 92730 MDL B

29012 9220 B

AVAILABLE IN
BLACK 29012 9220 B
FLEMISH BRONZE 29012 9220 FBR
FLEMISH GOLD 29012 9220 FG
GOLD COLOURED 29012 9220 GC
WHITE 29012 9220 W



[View on website](#)

General info

LOCATION	indoor
INSTALLATION	Low voltage systems Low voltage system mounted
INGRESS PROTECTION	IP20
WEIGHT (KG)	0.3
ADJUSTABILITY	0° to 85° swiveling, 355° rotatable
INFORMATION	REFLECTOR FL-30° EXCLLED POWER SUPPLY 48V-DC SPY 27 L TUBE B included

Electrical info

ELECTRICAL	48V-DC
CLASS	III
DIM TYPE	MDL = 1-10V or DALI or push button
ENERGY CLASS	E
CERTIFICATES	ENEC

Lightsource info

LIGHTSOURCE NAME	LED
LIGHTSOURCE	LED array 5,8W / CRI>90 (R9: 60) / 2700K / 753lm
TM-30 VALUES	rf: 89 / Rg: 100
SDCM	SDCM1
RISKGROUP	RG1
LM80	L90B10 > 50000
LED TECHNICS (LIGHT SOURCE)	753lm // 5,8W // 129lm/W
LED TECHNICS (LUMINAIRE)	276lm // 7W // 41lm/W

Remarks

Take a look at our [MAGNETIC PROFILES movie](#)

Requirements

LED POWER SUPPLY 48V-DC



M20/M26H - OCTAV 27 92730 MDL B

29012 9220 B

Options

DIMMABLE MODULATOR

For detailed installation instructions, please consult the manual: [29012_XXX0_HAND.pdf](#)

M20/M26H - OCTAV 27 92730 MDL B

29012 9220 B

FINISH YOUR SPECIFICATION

Current supply

#

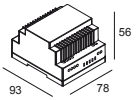


21032 0030 SMART 48 MODULATOR PLUG-IN WD

28

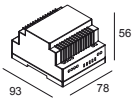
SMART 48

#



300 90 011 SMART 48 MODULATOR DIM9

28



300 90 012 SMART 48 MODULATOR WD

28

LED power supplies

#



300 89 48 100 LED POWER SUPPLY 48V-DC / 100W DIN

15



300 89 48 240 LED POWER SUPPLY 48V-DC / 240W DIN

36



21012 0230 LED POWER SUPPLY 48V-DC / 100W

15



21012 0240 LED POWER SUPPLY 48V-DC / 200W

30

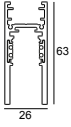
M20/M26H - OCTAV 27 92730 MDL B

29012 9220 B

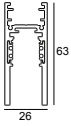
COMPATIBLE COMPOSABLES

SHIFTLINE M26H profile

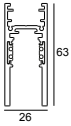
Available Colours



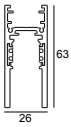
23359 0000 SLM26H - PROFILE



23359 0010 SLM26H - PROFILE 1m



23359 0020 SLM26H - PROFILE 2m



23359 0030 SLM26H - PROFILE 3m



SPLITLINE M20 ST profile

Available Colours



23397 0000 SPM20 ST - PROFILE



23397 0020 SPM20 ST - PROFILE 2m



23397 0030 SPM20 ST - PROFILE 3m

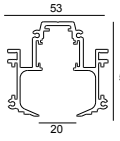


M20/M26H - OCTAV 27 92730 MDL B

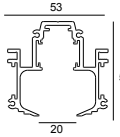
29012 9220 B

SPLITLINE M20 profile

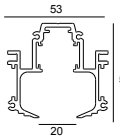
Available Colours



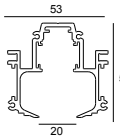
420 20 10 00 SPM20 - PROFILE 1m



420 20 20 00 SPM20 - PROFILE 2m



420 20 30 00 SPM20 - PROFILE 3m



23301 0000 SPM20 - PROFILE B



Notes: