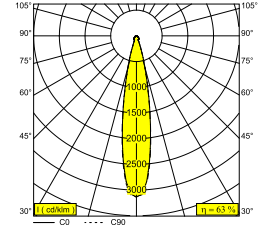
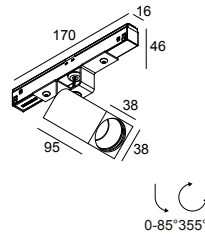




M20/M26H - OCTAV 39 92720 MDL B

29020 9220 B

AVAILABLE IN
BLACK 29020 9220 B
FLEMISH BRONZE 29020 9220 FBR
FLEMISH GOLD 29020 9220 FG
GOLD COLOURED 29020 9220 GC
WHITE 29020 9220 W



 [View on website](#)

General info

| | |
|---------------------------|--|
| LOCATION | indoor |
| INSTALLATION | Low voltage systems Low voltage system mounted |
| INGRESS PROTECTION | IP20 |
| WEIGHT (KG) | 0.4 |
| ADJUSTABILITY | 0° to 85° swiveling, 355° rotatable |
| INFORMATION | REFLECTOR FL-20° EXCL.LED POWER SUPPLY 48V-DC |

Electrical info

| | |
|---------------------|------------------------------------|
| ELECTRICAL | 48V-DC |
| CLASS | III |
| DIM TYPE | MDL = 1-10V or DALI or push button |
| ENERGY CLASS | E |
| CERTIFICATES | ENEC |

Lightsource info

| | |
|------------------------------------|---|
| LIGHTSOURCE NAME | LED |
| LIGHTSOURCE | LED array 8,6W / CRI>90 (R9: 60) / 2700K / 1041lm |
| TM-30 VALUES | rf: 89 / Rg: 100 |
| SDCM | SDCM1 |
| RISKGROUP | RG1 |
| LM80 | L90B10 > 50000 |
| LED TECHNICS (LIGHT SOURCE) | 1041lm // 8,6W // 121lm/W |
| LED TECHNICS (LUMINAIRE) | 652lm // 10W // 66lm/W |

Remarks

Take a look at our [MAGNETIC PROFILES movie](#)

Requirements

SPY 39 L TUBE
 LED POWER SUPPLY 48V-DC

M20/M26H - OCTAV 39 92720 MDL B

29020 9220 B

Options

DIMMABLE MODULATOR

For detailed installation instructions, please consult the manual: [29020_XXX0_HAND.pdf](#)

M20/M26H - OCTAV 39 92720 MDL B

29020 9220 B

FINISH YOUR SPECIFICATION

Current supply

#



21032 0030 SMART 48 MODULATOR PLUG-IN WD

19

SMART 48

#



300 90 011 SMART 48 MODULATOR DIM9

19



300 90 012 SMART 48 MODULATOR WD

19

LED power supplies

#



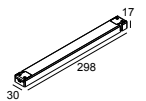
300 89 48 100 LED POWER SUPPLY 48V-DC / 100W DIN

10



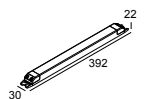
300 89 48 240 LED POWER SUPPLY 48V-DC / 240W DIN

24



21012 0230 LED POWER SUPPLY 48V-DC / 100W

10



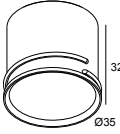
21012 0240 LED POWER SUPPLY 48V-DC / 200W

20

M20/M26H - OCTAV 39 92720 MDL B

29020 9220 B

Finish your product



24144 0020 B SPY 39 L TUBE B

24144 0020 FBR SPY 39 L TUBE FBR

24144 0020 FG SPY 39 L TUBE FG

24144 0020 GC SPY 39 L TUBE GC

24144 0020 W SPY 39 L TUBE W

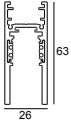
M20/M26H - OCTAV 39 92720 MDL B

29020 9220 B

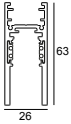
COMPATIBLE COMPOSABLES

SHIFTLINE M26H profile

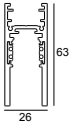
Available Colours



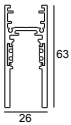
23359 0000 SLM26H - PROFILE



23359 0010 SLM26H - PROFILE 1m



23359 0020 SLM26H - PROFILE 2m



23359 0030 SLM26H - PROFILE 3m



SPLITLINE M20 ST profile

Available Colours



23397 0000 SPM20 ST - PROFILE



23397 0020 SPM20 ST - PROFILE 2m



23397 0030 SPM20 ST - PROFILE 3m

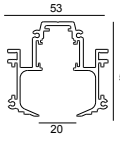


M20/M26H - OCTAV 39 92720 MDL B

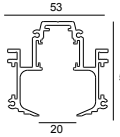
29020 9220 B

SPLITLINE M20 profile

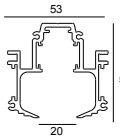
Available Colours



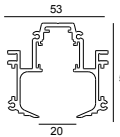
420 20 10 00 SPM20 - PROFILE 1m



420 20 20 00 SPM20 - PROFILE 2m



420 20 30 00 SPM20 - PROFILE 3m



23301 0000 SPM20 - PROFILE B



Notes: