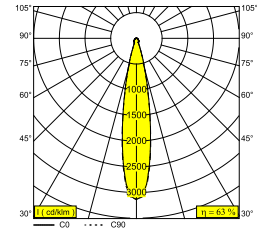
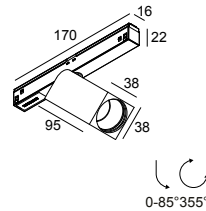




M26L - OCTAV 39 92720 MDL B

29021 9220 B

AVAILABLE IN
BLACK 29021 9220 B
FLEMISH BRONZE 29021 9220 FBR
FLEMISH GOLD 29021 9220 FG
GOLD COLOURED 29021 9220 GC
WHITE 29021 9220 W



[View on website](#)

General info	
LOCATION	indoor
INSTALLATION	Low voltage systems Low voltage system mounted
INGRESS PROTECTION	IP20
WEIGHT (KG)	0.4
ADJUSTABILITY	0° to 85° swiveling, 360° rotatable
INFORMATION	REFLECTOR FL-20° EXCL.LED POWER SUPPLY 48V-DC

Electrical info	
ELECTRICAL	48V-DC
CLASS	III
DIM TYPE	MDL = 1-10V or DALI or push button
ENERGY CLASS	E
CERTIFICATES	ENEC

Lightsource info	
LIGHTSOURCE NAME	LED
LIGHTSOURCE	LED array 8,6W / CRI>90 (R9: 60) / 2700K / 1041lm
TM-30 VALUES	rf: 89 / Rg: 100
SDCM	SDCM1
RISKGROUP	RG1
LM80	L90B10 > 50000
LED TECHNICS (LIGHT SOURCE)	1041lm // 8,6W // 121lm/W
LED TECHNICS (LUMINAIRE)	652lm // 10W // 66lm/W

Remarks
 Take a look at our [MAGNETIC PROFILES movie](#)

Requirements
 SPY 39 L TUBE
 LED POWER SUPPLY 48V-DC

M26L - OCTAV 39 92720 MDL B

29021 9220 B

Options

DIMMABLE MODULATOR

For detailed installation instructions, please consult the manual: [29021_XXX0_HAND.pdf](#)

M26L - OCTAV 39 92720 MDL B

29021 9220 B

FINISH YOUR SPECIFICATION

Current supply

#



21032 0030 SMART 48 MODULATOR PLUG-IN WD

19

SMART 48

#



300 90 011 SMART 48 MODULATOR DIM9

19



300 90 012 SMART 48 MODULATOR WD

19

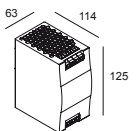
LED power supplies

#



300 89 48 100 LED POWER SUPPLY 48V-DC / 100W DIN

10



300 89 48 240 LED POWER SUPPLY 48V-DC / 240W DIN

24



21012 0230 LED POWER SUPPLY 48V-DC / 100W

10



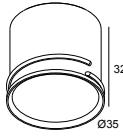
21012 0240 LED POWER SUPPLY 48V-DC / 200W

20

M26L - OCTAV 39 92720 MDL B

29021 9220 B

Finish your product



24144 0020 B SPY 39 L TUBE B

24144 0020 FBR SPY 39 L TUBE FBR

24144 0020 FG SPY 39 L TUBE FG

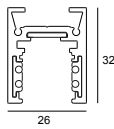
24144 0020 GC SPY 39 L TUBE GC

24144 0020 W SPY 39 L TUBE W

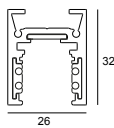
COMPATIBLE COMPOSABLES

SHIFTLINE M26L profile (+ SHIFTLINE M26L MATRIX)

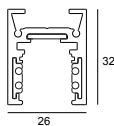
Available Colours



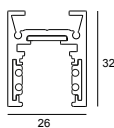
23358 0000 SLM26L - PROFILE



23358 0010 SLM26L - PROFILE 1m



23358 0020 SLM26L - PROFILE 2m



23358 0030 SLM26L - PROFILE 3m





M26L - OCTAV 39 92720 MDL B

29021 9220 B

Notes: