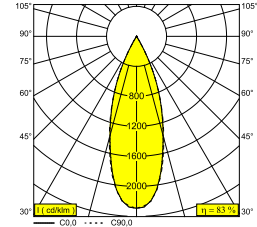
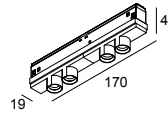


M20/M26H - JUM-OH! 4R 92730 MDL B

29417 9220 B

AVAILABLE IN
BLACK 29417 9220 B



 [View on website](#)

General info

LOCATION	indoor
INSTALLATION	Low voltage systems Low voltage system mounted
INGRESS PROTECTION	IP20
WEIGHT (KG)	0.2
ADJUSTABILITY	non adjustable
INFORMATION	4 x REFLECTOR FL-30° EXCL.LED POWER SUPPLY 48V-DC

Electrical info

ELECTRICAL	48V-DC
CLASS	III
DIM TYPE	MDL = 1-10V or DALI or push button
ENERGY CLASS	F
CERTIFICATES	ENEC

Lightsource info

LIGHTSOURCE NAME	LED
LIGHTSOURCE	2 x (LED cluster 4W / CRI>90 (R9: 50) / 2700K / 439lm)
TM-30 VALUES	Rf: 91 / Rg: 100
SDCM	SDCM3
RISKGROUP	RG2
LM80	L80 > 150000
LED TECHNICS (LIGHT SOURCE)	878lm // 8W // 110lm/W
LED TECHNICS (LUMINAIRE)	726lm // 9W // 79lm/W

Requirements

LED POWER SUPPLY 48V-DC

Options

DIMMABLE MODULATOR

 DELTALIGHT®

M20/M26H - JUM-OH! 4R 92730 MDL B

29417 9220 B

For detailed installation instructions, please consult the manual: [29417_XXX0_HAND.pdf](#)

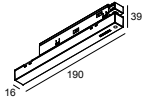
M20/M26H - JUM-OH! 4R 92730 MDL B

29417 9220 B

FINISH YOUR SPECIFICATION

Current supply

#

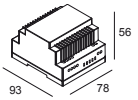


21032 0030 SMART 48 MODULATOR PLUG-IN WD

20

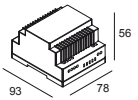
SMART 48

#



300 90 011 SMART 48 MODULATOR DIM9

20

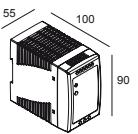


300 90 012 SMART 48 MODULATOR WD

20

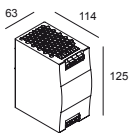
LED power supplies

#



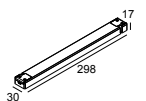
300 89 48 100 LED POWER SUPPLY 48V-DC / 100W DIN

10



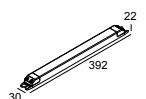
300 89 48 240 LED POWER SUPPLY 48V-DC / 240W DIN

26



21012 0230 LED POWER SUPPLY 48V-DC / 100W

10



21012 0240 LED POWER SUPPLY 48V-DC / 200W

21

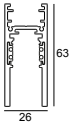
M20/M26H - JUM-OH! 4R 92730 MDL B

29417 9220 B

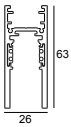
COMPATIBLE COMPOSABLES

SHIFTLINE M26H profile

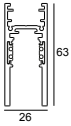
Available Colours



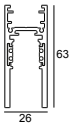
23359 0000 SLM26H - PROFILE



23359 0010 SLM26H - PROFILE 1m



23359 0020 SLM26H - PROFILE 2m



23359 0030 SLM26H - PROFILE 3m



SPLITLINE M20 ST profile

Available Colours



23397 0000 SPM20 ST - PROFILE



23397 0020 SPM20 ST - PROFILE 2m



23397 0030 SPM20 ST - PROFILE 3m

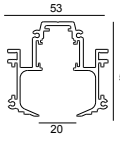


M20/M26H - JUM-OH! 4R 92730 MDL B

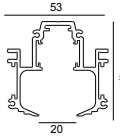
29417 9220 B

SPLITLINE M20 profile

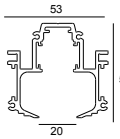
Available Colours



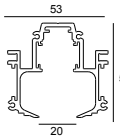
420 20 10 00 SPM20 - PROFILE 1m



420 20 20 00 SPM20 - PROFILE 2m



420 20 30 00 SPM20 - PROFILE 3m



23301 0000 SPM20 - PROFILE B



Notes: