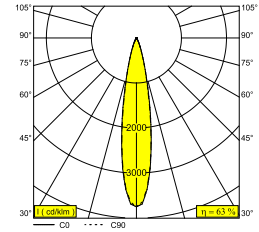
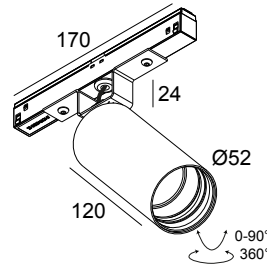




M20/M26H - SPY 52 SOFT 93020 MDL B

23398 9020 B

AVAILABLE IN
BLACK 23398 9020 B
FLEMISH BRONZE 23398 9020 FBR
FLEMISH GOLD 23398 9020 FG
GOLD COLOURED 23398 9020 GC
WHITE 23398 9020 W



 [View on website](#)

General info

LOCATION	indoor
INSTALLATION	Low voltage systems Low voltage system mounted
INGRESS PROTECTION	IP20
WEIGHT (KG)	0.5
ADJUSTABILITY	0° to 90° swiveling, 355° rotatable
INFORMATION	REFLECTOR FL-20° EXCL LED POWER SUPPLY 48V-DC Optional REFLECTORS 30° & 45° available

Electrical info

ELECTRICAL	48V-DC
CLASS	III
DIM TYPE	MDL = 1-10V or DALI or push button
ENERGY CLASS	F

Lightsource info

LIGHTSOURCE NAME	LED
LIGHTSOURCE	LED array 10,2W / CRI>90 (R9: 50) / 3000K-1800K / 1038lm
SDCM	SDCM2
RISKGROUP	RG1
LM80	L90B10 > 50000
LED TECHNICS (LIGHT SOURCE)	1038lm // 10,2W // 109lm/W
LED TECHNICS (LUMINAIRE)	650lm // 12W // 55lm/W

Remarks

Take a look at our **MAGNETIC PROFILES** movie

Requirements

SPY 52 TUBE
 LED POWER SUPPLY 48V-DC

M20/M26H - SPY 52 SOFT 93020 MDL B

23398 9020 B

Options

DIMMABLE MODULATOR

Accessories

HONEYCOMB 42

SPREAD LENS 42

LINEAR SPREAD LENS 42

SOFTENING LENS 42

GLASS SBL 42

For detailed installation instructions, please consult the manual: [23398_XXX0_HAND.pdf](#)

M20/M26H - SPY 52 SOFT 93020 MDL B

23398 9020 B

FINISH YOUR SPECIFICATION

Current supply

#



21032 0030 SMART 48 MODULATOR PLUG-IN WD

16

SMART 48

#



300 90 011 SMART 48 MODULATOR DIM9

16



300 90 012 SMART 48 MODULATOR WD

16

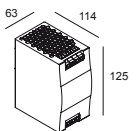
LED power supplies

#



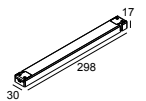
300 89 48 100 LED POWER SUPPLY 48V-DC / 100W DIN

8



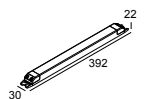
300 89 48 240 LED POWER SUPPLY 48V-DC / 240W DIN

20



21012 0230 LED POWER SUPPLY 48V-DC / 100W

8



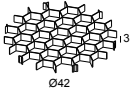
21012 0240 LED POWER SUPPLY 48V-DC / 200W

17

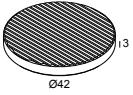
M20/M26H - SPY 52 SOFT 93020 MDL B

23398 9020 B

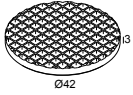
Light altering devices



19810 0010 B HONEYCOMB 42 SINGLE USE B



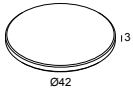
19810 0020 LINEAR SPREAD LENS 42



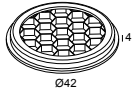
19810 0030 SPREAD LENS 42



19810 0040 SOFTENING LENS 42



19810 0050 GLASS SBL 42



19810 0060 B HONEYCOMB 42 DOUBLE USE B

M20/M26H - SPY 52 SOFT 93020 MDL B

23398 9020 B

Finish your product



19810 0100 B SPY 52 TUBE B

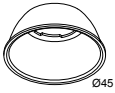
19810 0100 FBR SPY 52 TUBE FBR

19810 0100 FG SPY 52 TUBE FG

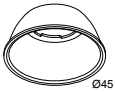
19810 0100 GC SPY 52 TUBE GC

19810 0100 W SPY 52 TUBE W

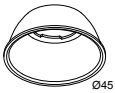
Replaceable reflector / lens



19810 0180 SPY 52 REFLECTOR 20°



19810 0190 SPY 52 REFLECTOR 45°



19810 0240 SPY 52 REFLECTOR 30°

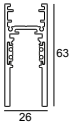
M20/M26H - SPY 52 SOFT 93020 MDL B

23398 9020 B

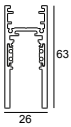
COMPATIBLE COMPOSABLES

SHIFTLINE M26H profile

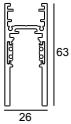
Available Colours



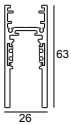
23359 0000 SLM26H - PROFILE



23359 0010 SLM26H - PROFILE 1m



23359 0020 SLM26H - PROFILE 2m



23359 0030 SLM26H - PROFILE 3m



SPLITLINE M20 ST profile

Available Colours



23397 0000 SPM20 ST - PROFILE



23397 0020 SPM20 ST - PROFILE 2m



23397 0030 SPM20 ST - PROFILE 3m

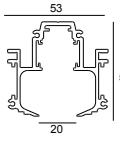


M20/M26H - SPY 52 SOFT 93020 MDL B

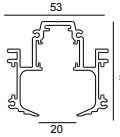
23398 9020 B

SPLITLINE M20 profile

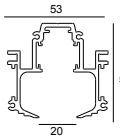
Available Colours



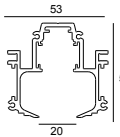
420 20 10 00 SPM20 - PROFILE 1m



420 20 20 00 SPM20 - PROFILE 2m



420 20 30 00 SPM20 - PROFILE 3m



23301 0000 SPM20 - PROFILE B



Notes: