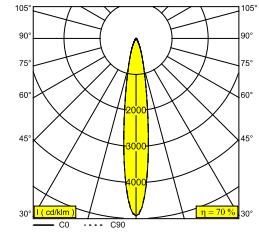
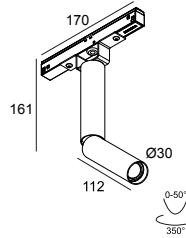




M20/M26H - NEEDLE OK 92713 MDL BBR

25018 9210 BBR

AVAILABLE IN
BLACK BRONZE 25018 9210 BBR
FLEMISH GOLD 25018 9210 FG



 [View on website](#)

General info

LOCATION	indoor
INSTALLATION	Low voltage systems Low voltage system mounted
INGRESS PROTECTION	IP20
WEIGHT (KG)	0,3
ADJUSTABILITY	0° to 50° swiveling, 350° rotatable
INFORMATION	LENS SP-13° EXCL.LED POWER SUPPLY 48V-DC

Electrical info

ELECTRICAL	48V-DC
CLASS	III
DIM TYPE	MDL = 1-10V or DALI or push button
ENERGY CLASS	G

Lightsource info

LIGHTSOURCE NAME	LED
LIGHTSOURCE	LED array 5,7W / CRI>90 (R9: 56) / 2700K / 519lm
TM-30 VALUES	rf: 91 / Rg: 99
SDCM	SDCM2
RISKGROUP	RG2 (threshold 0,6m)
LM80	L90B10 > 41000
LED TECHNICS (LIGHT SOURCE)	519lm // 5,7W // 90lm/W
LED TECHNICS (LUMINAIRE)	364lm // 7W // 56lm/W

Remarks

Take a look at our [MAGNETIC PROFILES](#) movie

Requirements

LED POWER SUPPLY 48V-DC

Options

DIMMABLE MODULATOR

 DELTALIGHT®

M20/M26H - NEEDLE OK 92713 MDL BBR

25018 9210 BBR

For detailed installation instructions, please consult the manual: [25018_XXX0_HAND.pdf](#)

M20/M26H - NEEDLE OK 92713 MDL BBR

25018 9210 BBR

FINISH YOUR SPECIFICATION

Current supply

#

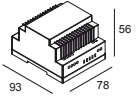


21032 0030 SMART 48 MODULATOR PLUG-IN WD

29

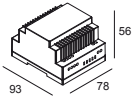
SMART 48

#



300 90 011 SMART 48 MODULATOR DIM9

29



300 90 012 SMART 48 MODULATOR WD

29

LED power supplies

#



300 89 48 100 LED POWER SUPPLY 48V-DC / 100W DIN

15



300 89 48 240 LED POWER SUPPLY 48V-DC / 240W DIN

36



21012 0230 LED POWER SUPPLY 48V-DC / 100W

15



21012 0240 LED POWER SUPPLY 48V-DC / 200W

30

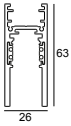
M20/M26H - NEEDLE OK 92713 MDL BBR

25018 9210 BBR

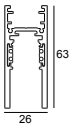
COMPATIBLE COMPOSABLES

SHIFTLINE M26H profile

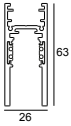
Available Colours



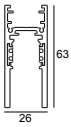
23359 0000 SLM26H - PROFILE



23359 0010 SLM26H - PROFILE 1m



23359 0020 SLM26H - PROFILE 2m



23359 0030 SLM26H - PROFILE 3m



SPLITLINE M20 ST profile

Available Colours



23397 0000 SPM20 ST - PROFILE



23397 0020 SPM20 ST - PROFILE 2m



23397 0030 SPM20 ST - PROFILE 3m

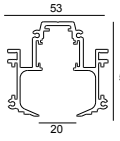


M20/M26H - NEEDLE OK 92713 MDL BBR

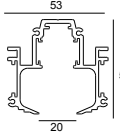
25018 9210 BBR

SPLITLINE M20 profile

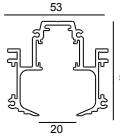
Available Colours



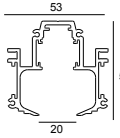
420 20 10 00 SPM20 - PROFILE 1m



420 20 20 00 SPM20 - PROFILE 2m



420 20 30 00 SPM20 - PROFILE 3m



23301 0000 SPM20 - PROFILE B



Notes: