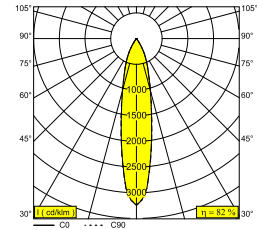
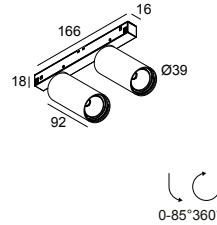




M26L - SPY 392 SOFT 93020 MDL B

23441 9020 B

AVAILABLE IN
BLACK 23441 9020 B
WHITE 23441 9020 W



 [View on website](#)

General info

LOCATION	indoor
INSTALLATION	Low voltage systems Low voltage system mounted
INGRESS PROTECTION	IP20
WEIGHT (KG)	0.5
ADJUSTABILITY	0° to 85° swiveling, 360° rotatable
INFORMATION	REFLECTOR FL-20° EXCL.LED POWER SUPPLY 48V-DC

Electrical info

ELECTRICAL	48V-DC
CLASS	III
DIM TYPE	MDL = 1-10V or DALI or push button
ENERGY CLASS	F

Lightsource info

LIGHTSOURCE NAME	LED
LIGHTSOURCE	2 x (LED array 6W / CRI>90 (R9: 50) / 3000K-1800K / 623lm)
TM-30 VALUES	rf: 90 / Rg: 99
SDCM	SDCM2
RISKGROUP	RG1
LM80	L90B10 > 50000
LED TECHNICS (LIGHT SOURCE)	1246lm // 12W // 105lm/W
LED TECHNICS (LUMINAIRE)	1016lm // 14W // 74lm/W

Requirements

SPY 39 TUBE
 LED POWER SUPPLY 48V-DC

Options

DIMMABLE MODULATOR



M26L - SPY 392 SOFT 93020 MDL B

23441 9020 B

For detailed installation instructions, please consult the manual: [23441_XXX0_HAND.pdf](#)

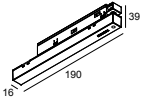
M26L - SPY 392 SOFT 93020 MDL B

23441 9020 B

FINISH YOUR SPECIFICATION

Current supply

#



21032 0030 SMART 48 MODULATOR PLUG-IN WD

8

SMART 48

#



300 90 011 SMART 48 MODULATOR DIM9

8



300 90 012 SMART 48 MODULATOR WD

8

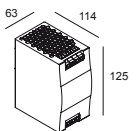
LED power supplies

#



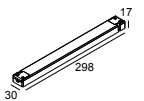
300 89 48 100 LED POWER SUPPLY 48V-DC / 100W DIN

4



300 89 48 240 LED POWER SUPPLY 48V-DC / 240W DIN

10



21012 0230 LED POWER SUPPLY 48V-DC / 100W

4



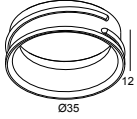
21012 0240 LED POWER SUPPLY 48V-DC / 200W

8

M26L - SPY 392 SOFT 93020 MDL B

23441 9020 B

Finish your product



24144 0010 B SPY 39 TUBE B

24144 0010 FBR SPY 39 TUBE FBR

24144 0010 FG SPY 39 TUBE FG

24144 0010 GC SPY 39 TUBE GC

24144 0010 W SPY 39 TUBE W

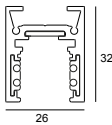


24144 0070 SPY 39 TUBE SBL

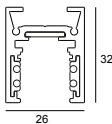
COMPATIBLE COMPOSABLES

SHIFTLINE M26L profile (+ SHIFTLINE M26L MATRIX)

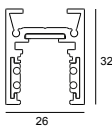
Available Colours



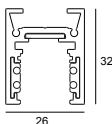
23358 0000 SLM26L - PROFILE



23358 0010 SLM26L - PROFILE 1m



23358 0020 SLM26L - PROFILE 2m



23358 0030 SLM26L - PROFILE 3m





M26L - SPY 392 SOFT 93020 MDL B

23441 9020 B

Notes: