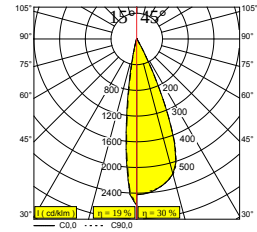
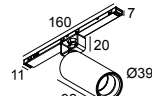




## SPL14 - SPY 39 FOCUS 927 MDL B

### 27327 9200 B

AVAILABLE IN  
**BLACK** 27327 9200 B  
**FLEMISH BRONZE** 27327 9200 FBR  
**FLEMISH GOLD** 27327 9200 FG  
**GOLD COLOURED** 27327 9200 GC  
**WHITE** 27327 9200 W



[View on website](#)

#### General info

<b>LOCATION</b>	indoor
<b>INSTALLATION</b>	Low voltage systems Low voltage system mounted
<b>INGRESS PROTECTION</b>	IP20
<b>WEIGHT (KG)</b>	0.3
<b>ADJUSTABILITY</b>	0° to 85° swiveling, 355° rotatable
<b>INFORMATION</b>	ADJUSTABLE BEAM 15°-45°

#### Electrical info

<b>ELECTRICAL</b>	48V-DC
<b>CLASS</b>	III
<b>DIM TYPE</b>	MDL = 1-10V or DALI or push button
<b>ENERGY CLASS</b>	F
<b>CERTIFICATES</b>	CB, ENEC

#### Lightsource info

<b>LIGHTSOURCE NAME</b>	LED
<b>LIGHTSOURCE</b>	LED array 8,6W / CRI>90 (R9: 60) / 2700K / 974lm
<b>TM-30 VALUES</b>	rf: 89 / Rg: 100
<b>SDCM</b>	SDCM1
<b>RISKGROUP</b>	RG1
<b>LM80</b>	L90B10 > 50000
<b>LED TECHNICS (LIGHT SOURCE)</b>	974lm // 8,6W // 113lm/W
<b>LED TECHNICS (LUMINAIRE)</b>	290lm // 10W // 29lm/W

#### Requirements

LED POWER SUPPLY 48V-DC

#### Options

DIMMABLE MODULATOR

# SPL14 - SPY 39 FOCUS 927 MDL B

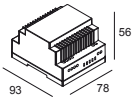
27327 9200 B

For detailed installation instructions, please consult the manual: [27327\\_XXX0\\_HAND.pdf](#)

## FINISH YOUR SPECIFICATION

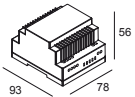
### SMART 48

#



**300 90 011** SMART 48 MODULATOR DIM9

19

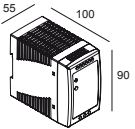


**300 90 012** SMART 48 MODULATOR WD

19

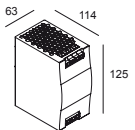
### LED power supplies

#



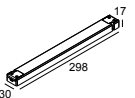
**300 89 48 100** LED POWER SUPPLY 48V-DC / 100W DIN

10



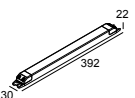
**300 89 48 240** LED POWER SUPPLY 48V-DC / 240W DIN

24



**21012 0230** LED POWER SUPPLY 48V-DC / 100W

10



**21012 0240** LED POWER SUPPLY 48V-DC / 200W

20

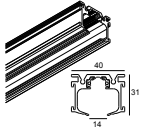
**SPL14 - SPY 39 FOCUS 927 MDL B**

27327 9200 B

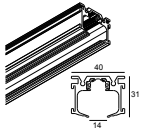
**COMPATIBLE COMPOSABLES**

**SPLITLINE 14 profile**

**Available Colours**



**27300 0020** SPL14 - PROFILE 2m



**27300 0030** SPL14 - PROFILE 3m



Notes: